



Department of Public Health
Health Equity

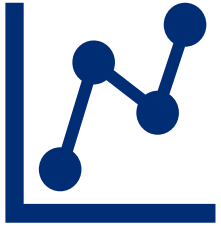
COVID-19 Vaccine Equity Workgroup Meeting

Welcome! Please introduce yourself in the chat.

January 10, 2023

NOT FOR REDISTRIBUTION OR MEDIA

Agenda



**Tracking COVID-19
in San Bernardino County**



**Mapping Mobile
COVID-19 Vaccine Events
(November – December)**



**San Bernardino County
COVID-19 Vaccination Data**



**Community Involvement
in Workgroup Meetings**



**Joint Mobile COVID-19
Vaccine Event Success Stories**



Action Items

Tracking COVID-19 in San Bernardino County

(November - December)

COVID-19 Case and Hospitalization Data

DISCLAIMER

The California Department of Public Health (CDPH) no longer requires persons to report their COVID-19 positive status.

As such, the true positivity rate is unknown.

- **COVID-19 Testing**
 - Positivity Rate: 12.3% (1/5)
- **Hospital Admissions:**
 - 472 on 12/30

Data from August 2023 – January 5, 2024

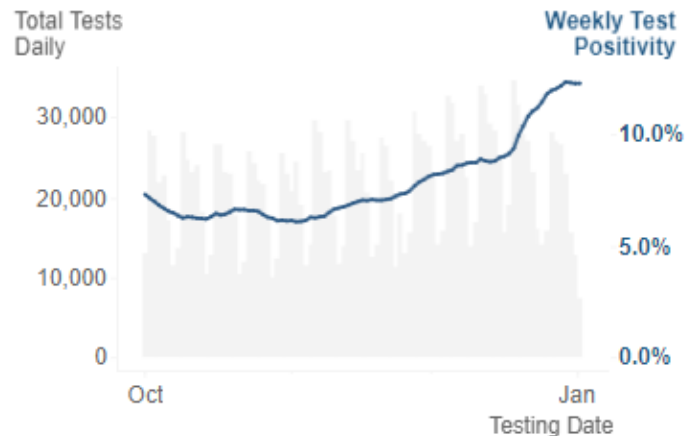
COVID Test Positivity in California

Select Date Range

60-Day

Respiratory Virus Season

12.3% Test Positivity (Most Recent 7-Day Rate)



Compare Previous Seasons?

Yes

No

COVID-19 New Hospital Admissions in California

Select Metric

ICU Patients

Hosp. Admissions

Hospitalizations

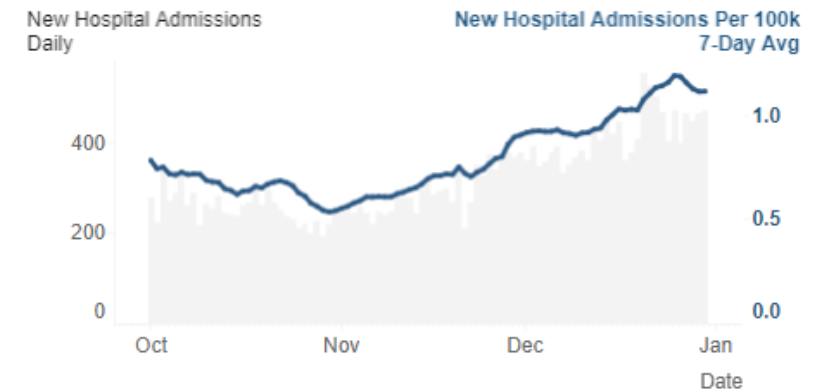
Select Date Range

60-Day

Respiratory Virus Season

446.00 COVID-19 New Hospital Admissions (Most Recent 7-Day Average)

1.111 COVID-19 New Hospital Admissions Per 100k (Most Recent 7-Day Average)



Compare Previous Seasons?

Yes

No

San Bernardino County COVID-19 Vaccination Data

County Vaccination Data

November 17, 2023

Updated Vaccine Recipients

January 5, 2024

Updated Vaccine Recipients

**% of
Population**

3.9%

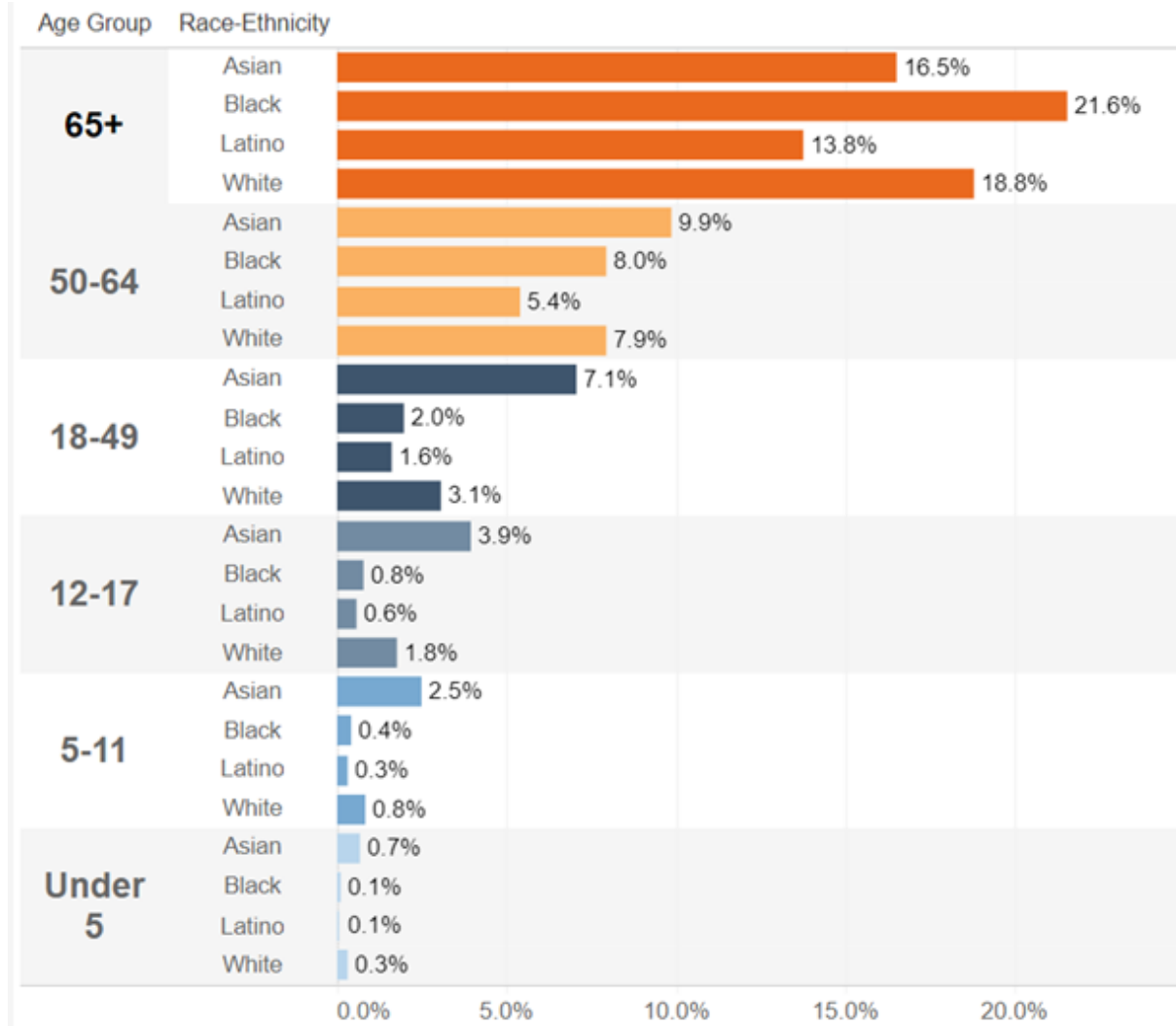
**% of
Population**

5.8%

County Vaccination Data by Age & Race/Ethnicity

Trends

- Increases:
 - 50+ years old
 - White
 - Asian
- Falling Behind:
 - Latino
 - Black/African-American
 - 17 years old and below



Joint Mobile COVID-19 Vaccine Event Success Stories

Consulate of Mexico in San Bernardino

Ventanilla de Salud (Health Window)

- 11/4, 11/13, 11/27, 12/2, 12/3
- **127** total Vaccinations:
 - 59 COVID-19 vaccinations
 - 68 Flu vaccinations



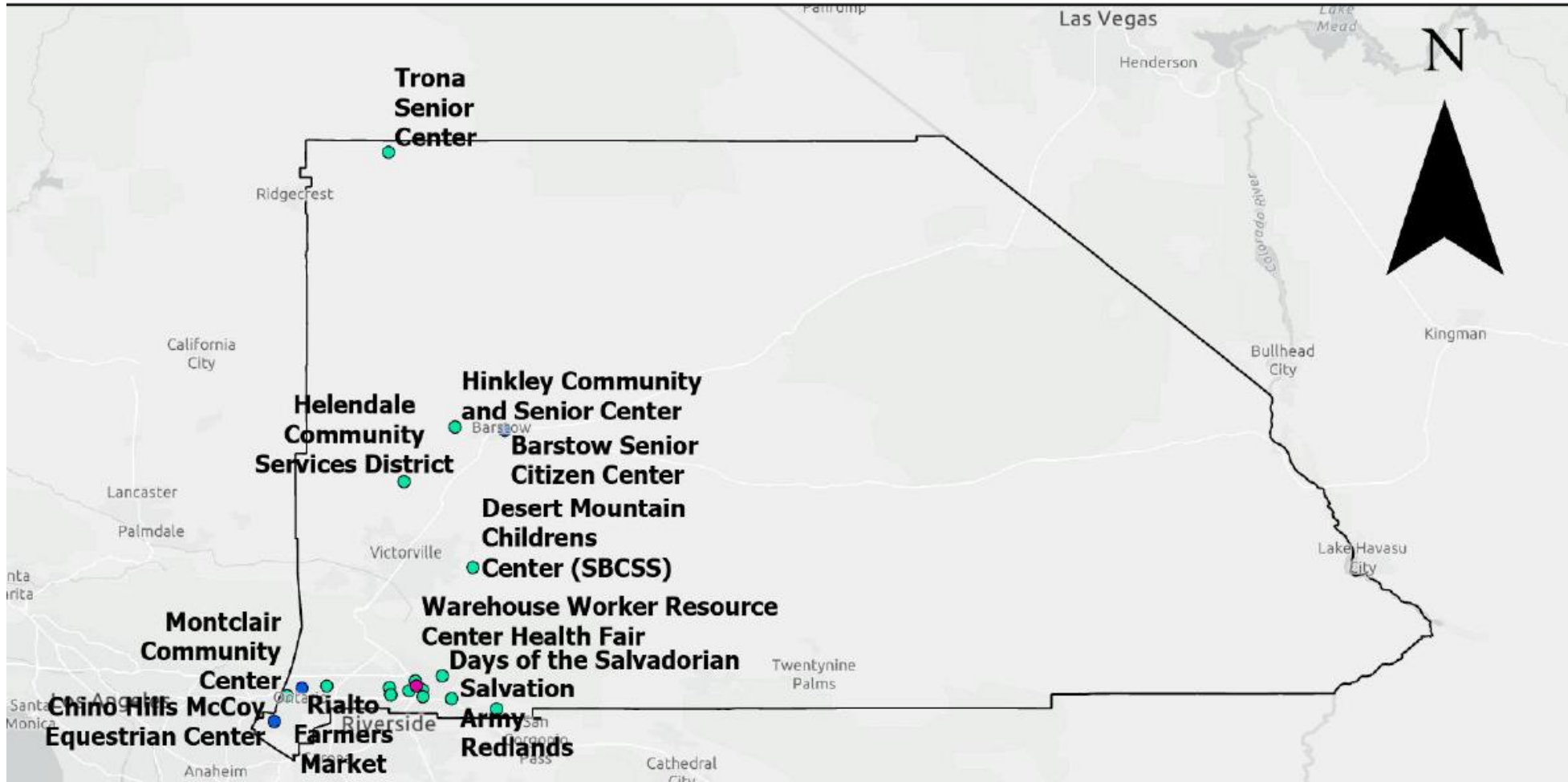
Joint Mobile Vaccination Event Highlights (Nov – Dec)

Date(s)	Event	Location	COVID-19 Vaccines	Flu Vaccines	Total
11/4 11/13 11/27 12/2 12/13	Consulate of Mexico in San Bernardino	San Bernardino	59	68	127 residents
11/22	Project Boon: 'Eat & Be Well' Thanksgiving Giveaway	Fontana	24	23	47 residents
12/13	Baker Unified School District	Baker	13	30	43 residents

Mapping Mobile COVID-19 Vaccine Events (November – December)

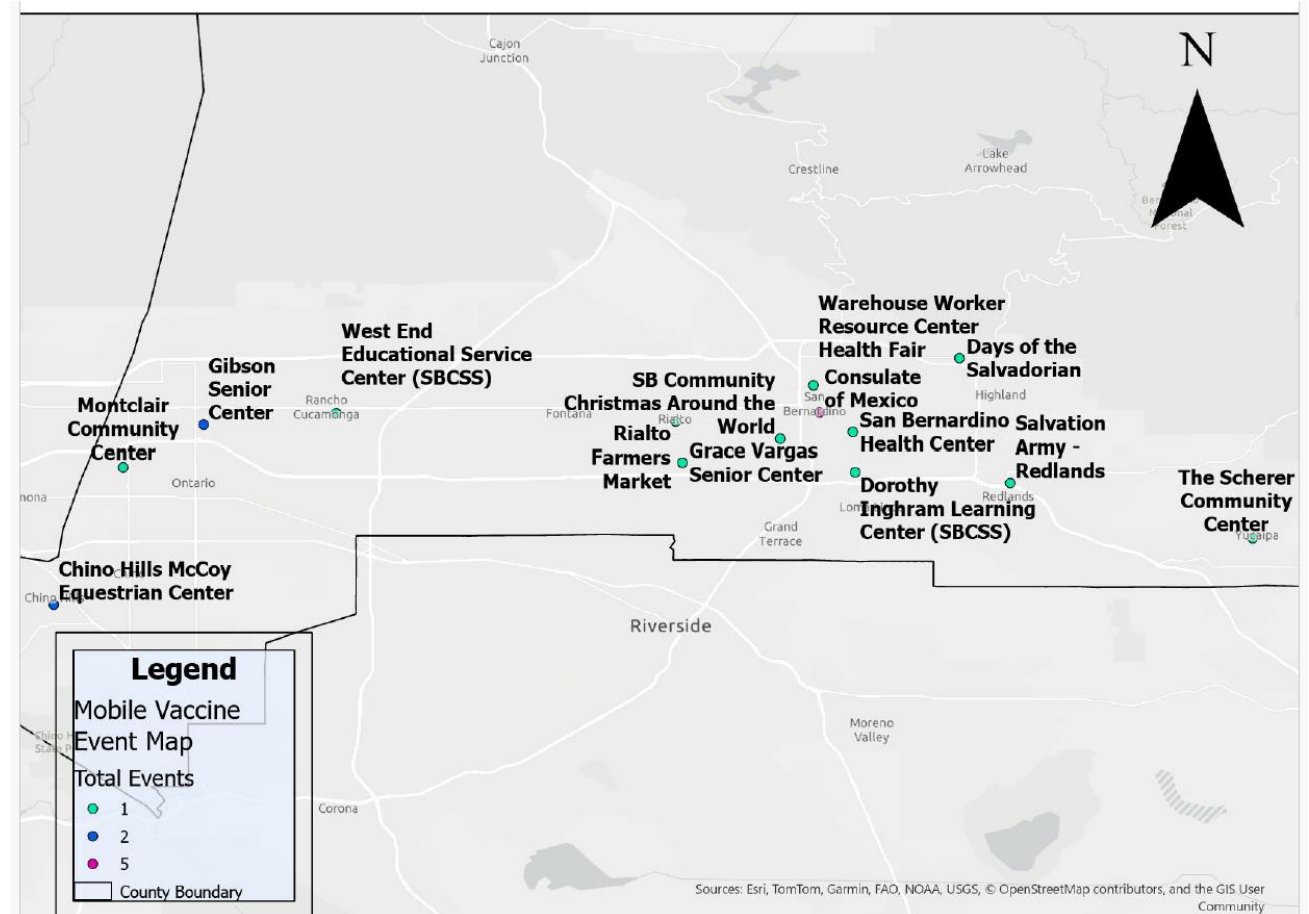
Visualizing Mobile COVID-19 Vaccine Events

COVID-19 Vaccine Events for November and December



Visualizing Mobile COVID-19 Vaccine Events

- **What other areas should we be providing COVID-19 vaccination services to?**
 - Which organizations serve these areas?
- **Have services been requested in any areas that are not highlighted?**
 - If so, was this request fulfilled?



Community Involvement in Workgroup Meetings

We would like this workgroup to be a platform for community members to:

- Engage with organizations
- Co-create strategies, materials, and interventions
- Identify and share barriers experienced within their communities




How can we work together to bring more community members to our workgroup?

- 1. Are there any significant barriers to join this meeting?**
 - (date, time, platform, etc.)
- 2. What are some ways we can encourage more community attendance?**
- 3. How can we improve communicating this meeting to community members?**



Interest Cards to help recruit community members

- Are you concerned about your community's COVID-19 vaccination rates?
- Do you want to help our efforts to increase COVID-19 vaccination rates across San Bernardino County?
- Are you interested in participating in our meetings?
- When can you attend our online meetings?



Questions?



Action Items!

- Bring a community member to our next meeting
- Send out new COVID-19 isolation guidance
- Contact Nancy Garcia if interested in hosting a mobile COVID-19 vaccination event
- Share upcoming events or opportunities your organization is having in 2024



Next Meeting: February 7



Department of Public Health
Health Equity

Thank you!

NOT FOR REDISTRIBUTION OR MEDIA

www.SBCounty.gov