



Department of Public Health  
Health Equity

# COVID-19 Vaccine Equity Workgroup Meeting

*Welcome! Please introduce yourself in the chat.*

*February 7, 2024*

**NOT FOR REDISTRIBUTION OR MEDIA**

# Agenda



**COVID-19 Vaccine  
Equity Forum**



**Tracking COVID-19  
Cases and Vaccinations in  
San Bernardino County**



**Joint Mobile COVID-19  
Vaccine Event Success Stories**



**Mapping Mobile  
COVID-19 Vaccine Events  
(December - January)**



**COVID-19 Vaccine Equity  
Newsletter**

# Hello Community Members!



# **COVID-19 Vaccine Equity Forum**

# Let's Discuss!

**What have communities been bringing up about COVID-19 vaccines?**

**Where do you go for COVID-19 information?  
Where do other community members go?**

**What are some reasons that members of your community do not get vaccinated ?**

**Tracking**  
**COVID-19 Cases and Vaccinations**  
**in San Bernardino County**  
*(December - January)*

# COVID-19 Case and Hospitalization Data

- **COVID-19 Testing**

- *Positivity Rate: 9.1% (2/1/24)*

COVID Test Positivity in California

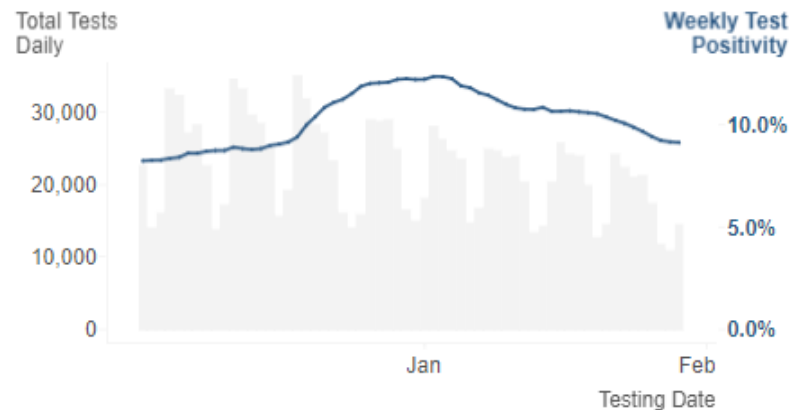
Select Date Range

60-Day

Respiratory Virus Season

**9.1%** Test Positivity (Most Recent 7-Day Rate)

1.1% Decrease From 7 Days Prior



*Data from December 2023 – February 1, 2024*

- **Hospital Admissions:**

- *~2100 admissions on the week of 1/28/24*

## COVID-19

Select Metric

ICU Patients

Hosp. Admissions

Hospitalizations

Select Date Range

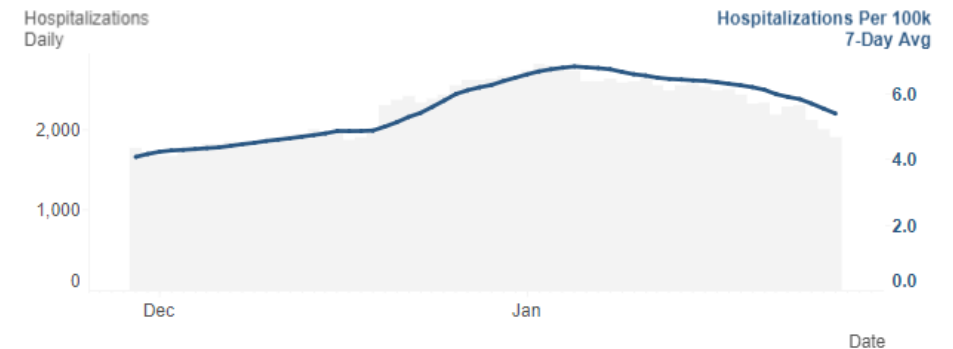
60-Day

Respiratory Virus Season

**2,154.14** COVID-19 Hospitalizations (Most Recent 7-Day Average)

**5.368** COVID-19 Hospitalizations Per 100k (Most Recent 7-Day Average)

**-320.57** Hospitalizations from Prior 7 Days (-13.0%)



Source: [Tracking COVID-19 in California - Coronavirus COVID-19 Response](#) (Updated February 1, 2024)

**DISCLAIMER**

The California Department of Public Health (CDPH) no longer requires persons to report their COVID-19 positive status.

# San Bernardino County Vaccination Data

***January 5, 2024***

*Updated Vaccine Recipients*

***February 1, 2024***

*Updated Vaccine Recipients*

**% of  
Population**

**5.8%**

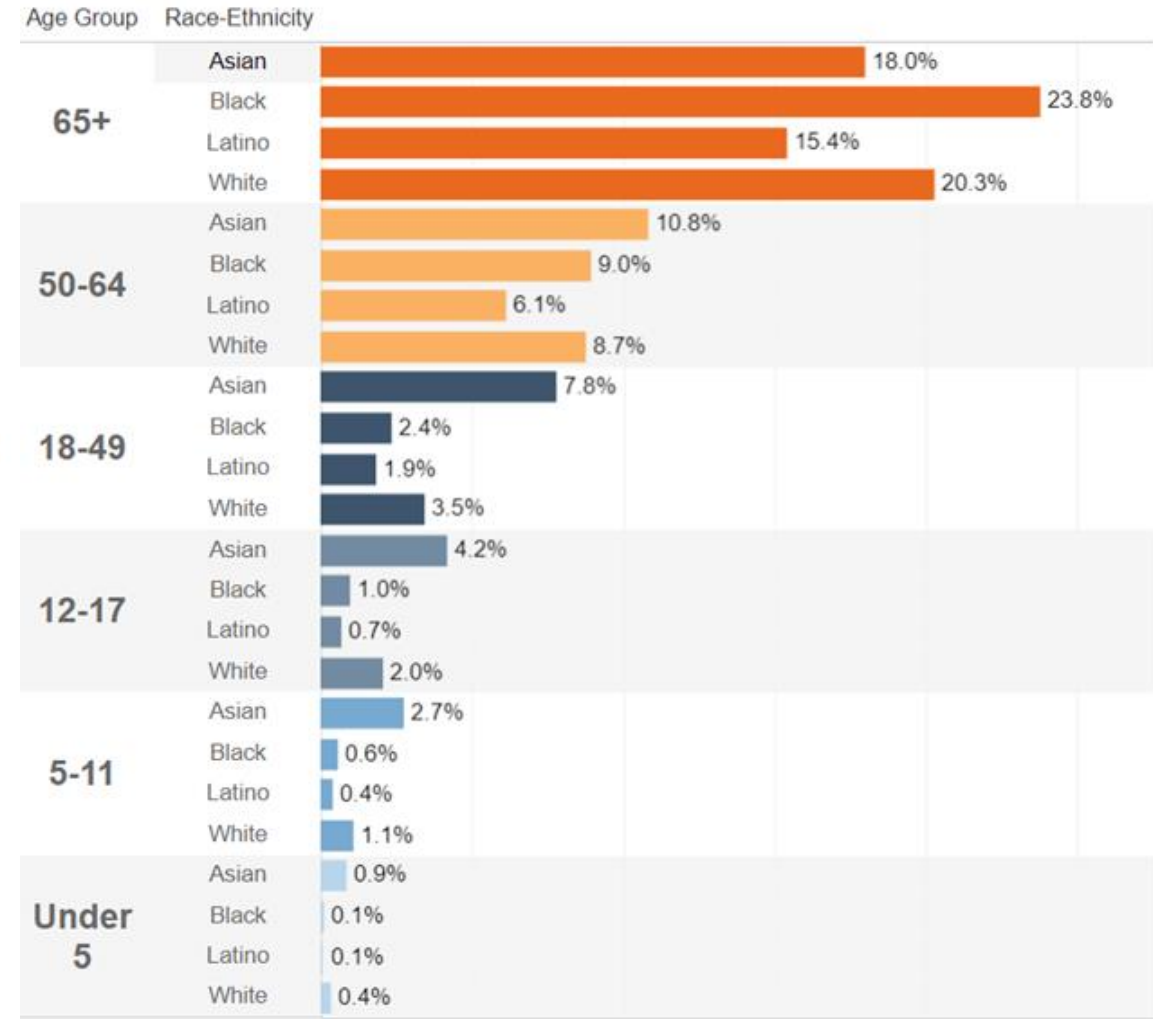
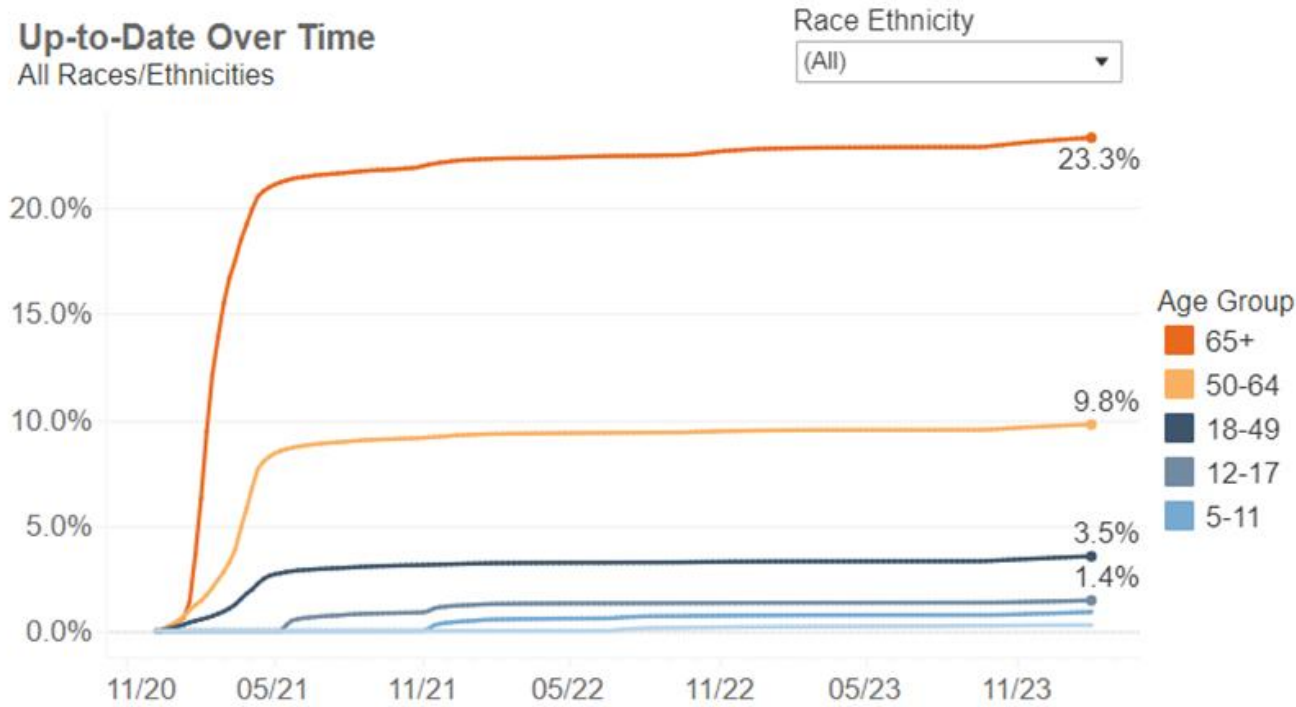
**% of  
Population**

**6.5%**



# County Vaccination Data by Age & Race/Ethnicity

Up-to-Date Over Time  
All Races/Ethnicities



# **Joint Mobile COVID-19 Vaccine Event Success Stories**

# Vaccine Event Success Story

## Warehouse Worker's Resource Center

*Our Lady of Guadalupe Church  
San Bernardino 92411*

- 1/7
- **109** total vaccinations
  - **54** COVID-19 vaccinations
  - **55** Flu vaccinations

The flyer features logos for ICUC, WWRC, and El Sol at the top. The main text reads: "LET'S START THE YEAR OFF IN GOOD HEALTH! Let's get vaccinated!". Below this is an illustration of a woman with white hair wearing a blue face mask and a blue sleeveless top, with her right arm raised as if getting a vaccine. The date "01.07.24" is prominently displayed. A circular callout on the right says "GIFT CARDS FOR THOSE WHO GET VACCINATED, COURTESY OF EL SOL". At the bottom, the event location is "OUR LADY OF GUADALUPE CATHOLIC CHURCH- PARISH HALL, 1430 5TH ST, SAN BERNARDINO, CA 92411" and the time is "10:00 AM- 4:30 PM". A small note at the bottom left states "Children's doses will be available."

ICUC WWRC El Sol

LET'S START THE YEAR OFF IN GOOD HEALTH!

Let's get vaccinated!

01.07.24

FLU & COVID VACCINES

Children's doses will be available.

GIFT CARDS FOR THOSE WHO GET VACCINATED, COURTESY OF EL SOL

OUR LADY OF GUADALUPE CATHOLIC CHURCH- PARISH HALL  
1430 5TH ST, SAN BERNARDINO, CA 92411

10:00 AM- 4:30 PM

# Joint Mobile Vaccination Event Highlights (January)



## San Bernardino County Superintendent of Schools

*West End Education Center, DMCC, & DILC*

- 1/5, 1/16, 1/18, & 1/19
- **31** total vaccinations
  - **23** COVID-19 vaccinations
  - **8** Flu vaccinations

## Benjamin E. Jones Community Resource Center

*H.E.L.P.E.R.S - Seccombe Lake*

- 1/26
- **10** total vaccinations:
  - **5** COVID-19 vaccinations
  - **5** Flu vaccinations



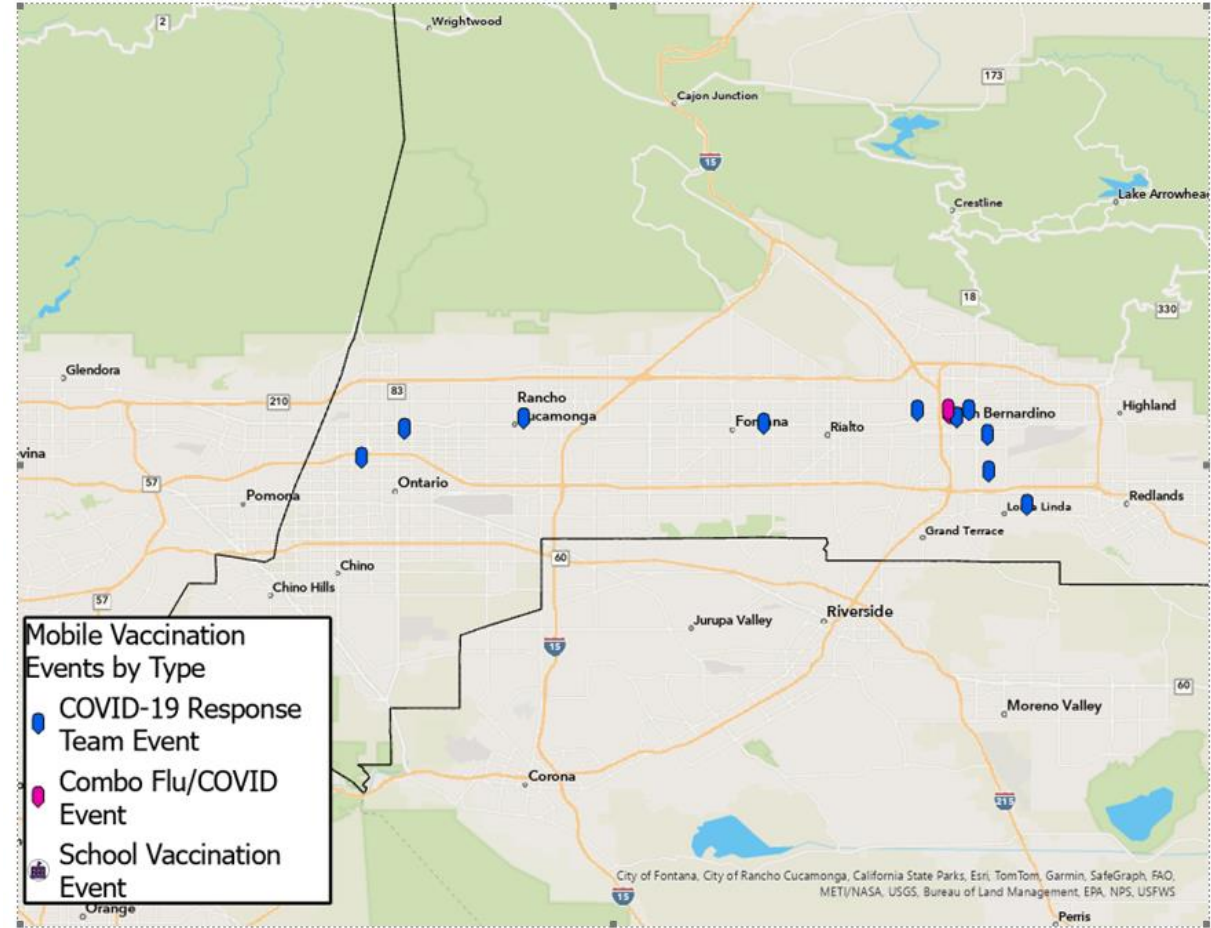
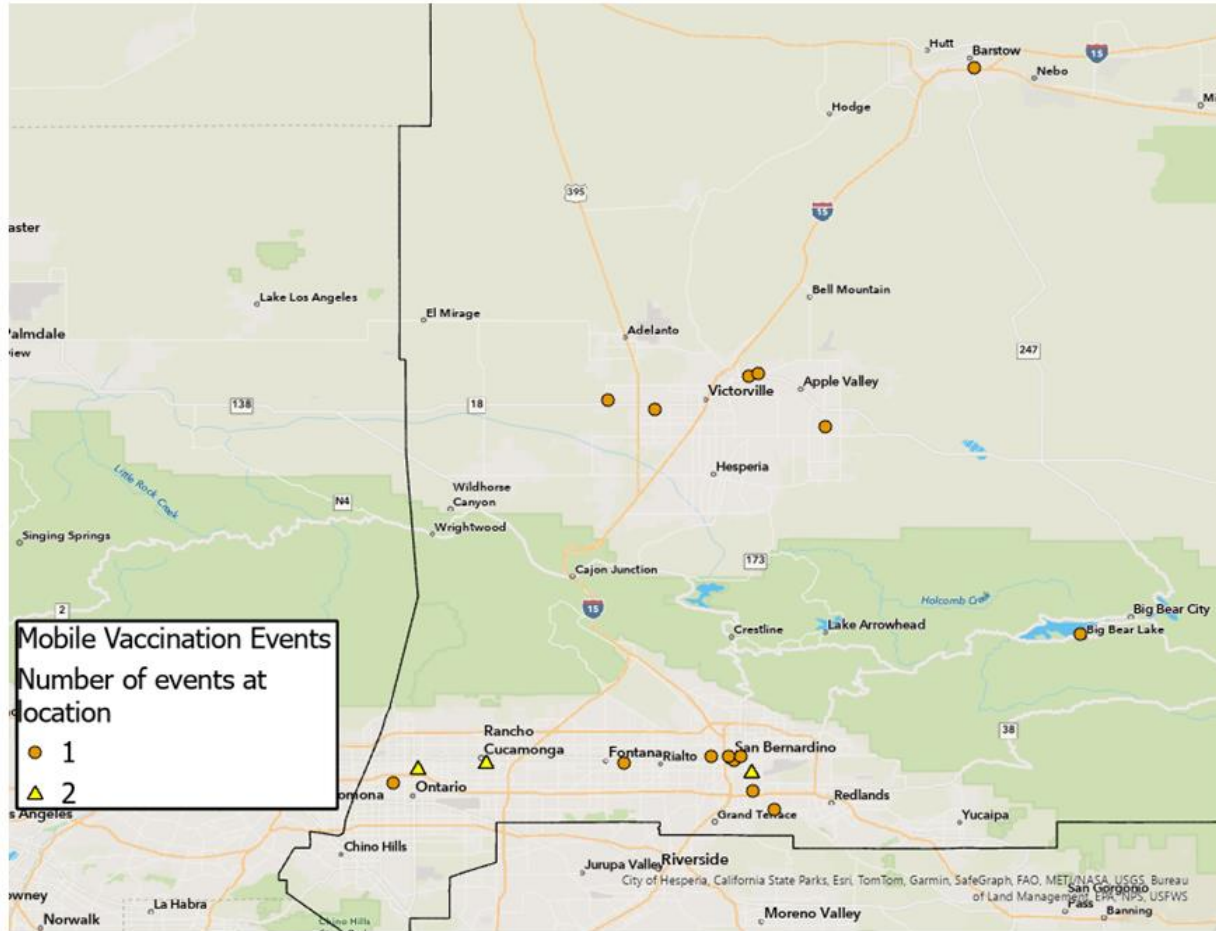
## Consulado de Mexico en San Bernardino

*Ventanilla de Salud (Health Window)*

- 1/24
- **14** total vaccinations:
  - **7** COVID-19 vaccinations
  - **7** Flu vaccinations

# **Mapping Mobile COVID-19 Vaccine Events (January)**

# Visualizing Mobile COVID-19 Vaccine Events



### Health Equity Resources



- [Health Equity Education Series](#)
- [Principles for Using Public Health Data to Drive Equity](#)
- [Taking A Sacred Pause: An Equity Leadership Practice](#)
- [Engaging Indigenous Communities in Health Equity Activities](#)

# COVID-19 Vaccine Equity Newsletter



Here we share countywide vaccination goals, data to identify disparities, and track progress, resources to support equity in action, and success stories.

## COVID-19 Vaccine Equity Goals

Happy New Year!

As the New Year starts, we have six months to achieve our COVID-19 vaccine equity goals. As a reminder, below you will find our goals for 2024:

*By June 2024, 25% of SBC residents >65 years old will be vaccinated, and there will be less than 3% difference in vaccination rates among racial and ethnic groups.*

*By June 2024, 15% of children 6 months to 5 years old will be vaccinated, and there will be less than 3% difference in vaccination rates among racial and ethnic groups.*

Vaccination data as of 01/19/2024 shows:

- Vaccination rates for adults >65 years old have increased. 21.6% of Black/African American adults are vaccinated, but Asian (16.5%) and Latinx (13.8%) counterparts are trailing.
- Overall, the 6 months to 5 year old age group has not reached a 1% vaccination rate, and Black/African American and Latinx children are among those least vaccinated.

See chart below for additional vaccination data:

### COVID-19 Resources

[COVID-19 Isolation Guidance \(ca.gov\)](#)

[Factors That Affect Your Risk of Getting Very Sick from COVID-19 | CDC](#)

[3 Things to Know About JN.1, the New Coronavirus Strain](#)

[Tracking Variants](#)

[FAQ - Commercialization of COVID-19 Medical Countermeasures \(hhs.gov\)](#)

[My Turn - California Vaccine Scheduling & Notifications](#)

[Mobile COVID-19 Vaccination or Testing Event Request Form](#)

### Trainings

[Vaccine Expiration Date and Beyond-Use Date or Time Video Series](#)

### Successful Strategies

[California's Rural North: Evidence-Based Strategies and County-Level Best Practices to Improve Health Equity](#)

**Is everyone who signed up for the  
COVID-19 Vaccine Equity Newsletter  
receiving the newsletter?**

Please email [communityevents@dph.sbcounty.gov](mailto:communityevents@dph.sbcounty.gov) to be added to the distribution list.



## Did you find the information useful?

- Resources
- Updates
- Guidance

**Is there additional information you would like included in the newsletter?**

# Questions?



**Next Meeting: March 6**



Department of Public Health  
Health Equity

# Thank you!

**NOT FOR REDISTRIBUTION OR MEDIA**

[www.SBCounty.gov](http://www.SBCounty.gov)