



Department of Public Health
Health Equity

COVID-19 Vaccine Equity Workgroup Meeting

Welcome! Please introduce yourself in the chat.

February 7, 2024

NOT FOR REDISTRIBUTION OR MEDIA

Agenda



**COVID-19 Vaccine
Equity Forum**



**Tracking COVID-19
Cases and Vaccinations in
San Bernardino County**



**Joint Mobile COVID-19
Vaccine Event Success Stories**



**Mapping Mobile
COVID-19 Vaccine Events
(December - January)**



**COVID-19 Vaccine Equity
Newsletter**

Hello Community Members!



COVID-19 Vaccine Equity Forum

Let's Discuss!

What have communities been bringing up about COVID-19 vaccines?

**Where do you go for COVID-19 information?
Where do other community members go?**

What are some reasons that members of your community do not get vaccinated ?

Tracking
COVID-19 Cases and Vaccinations
in San Bernardino County
(December - January)

COVID-19 Case and Hospitalization Data

- **COVID-19 Testing**

- *Positivity Rate: 9.1% (2/1/24)*

COVID Test Positivity in California

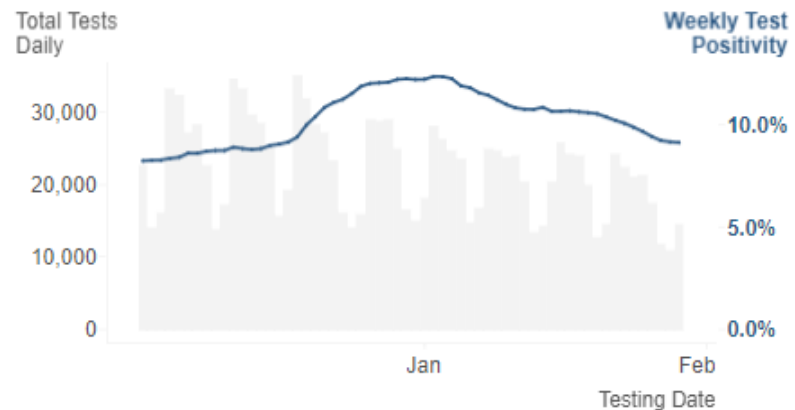
Select Date Range

60-Day

Respiratory Virus Season

9.1% Test Positivity (Most Recent 7-Day Rate)

1.1% Decrease From 7 Days Prior



- **Hospital Admissions:**

- *~2100 admissions on the week of 1/28/24*

COVID-19

Select Metric

ICU Patients

Hosp. Admissions

Hospitalizations

Select Date Range

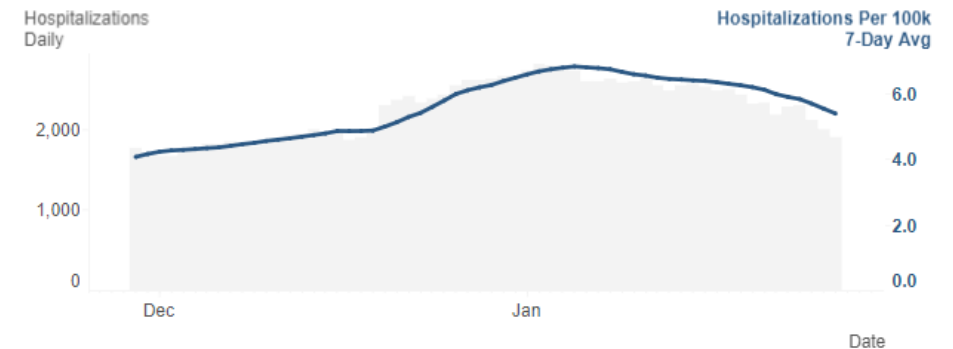
60-Day

Respiratory Virus Season

2,154.14 COVID-19 Hospitalizations (Most Recent 7-Day Average)

5.368 COVID-19 Hospitalizations Per 100k (Most Recent 7-Day Average)

-320.57 Hospitalizations from Prior 7 Days (-13.0%)



Data from December 2023 – February 1, 2024

Source: [Tracking COVID-19 in California - Coronavirus COVID-19 Response](#) (Updated February 1, 2024)

DISCLAIMER

The California Department of Public Health (CDPH) no longer requires persons to report their COVID-19 positive status.

San Bernardino County Vaccination Data

January 5, 2024

Updated Vaccine Recipients

February 1, 2024

Updated Vaccine Recipients

**% of
Population**

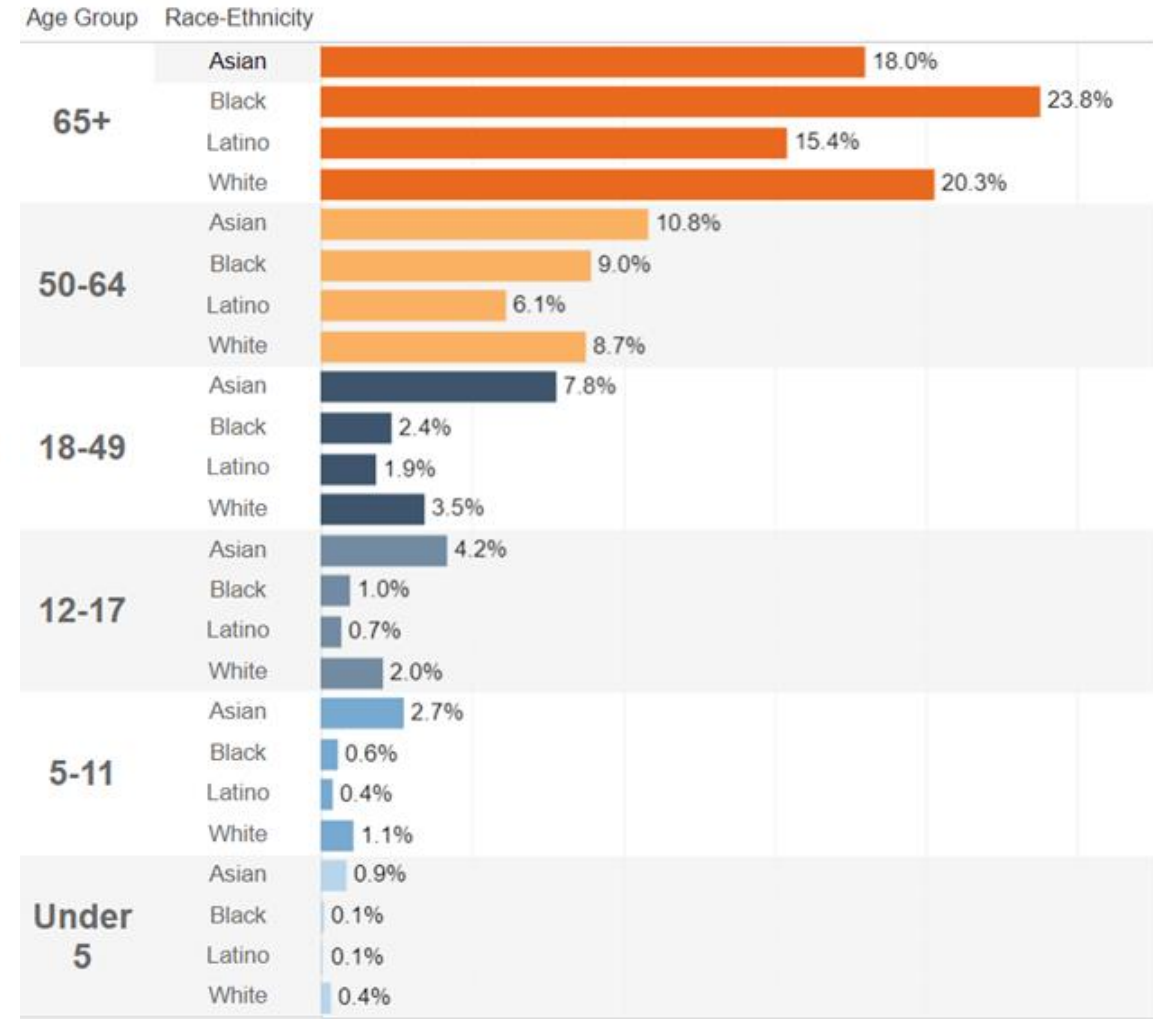
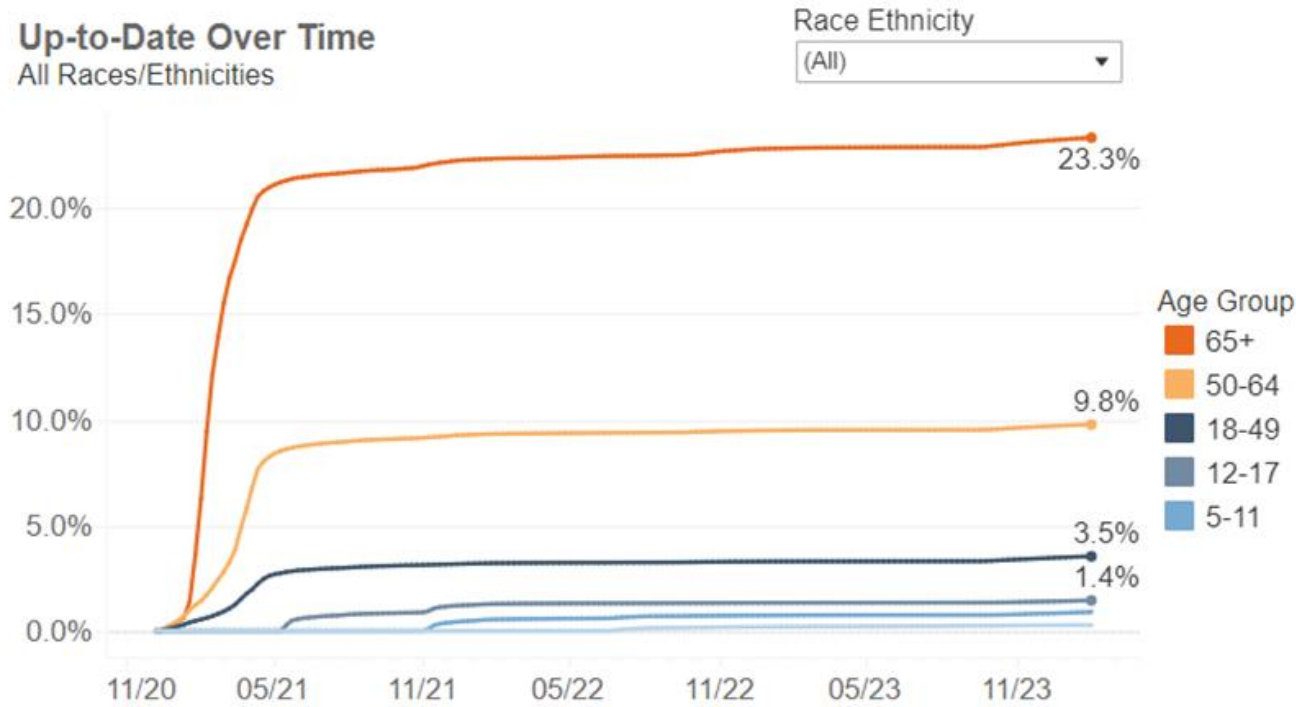
5.8%

**% of
Population**

6.5%

County Vaccination Data by Age & Race/Ethnicity

Up-to-Date Over Time
All Races/Ethnicities



Joint Mobile COVID-19 Vaccine Event Success Stories

Vaccine Event Success Story

Warehouse Worker's Resource Center

*Our Lady of Guadalupe Church
San Bernardino 92411*

- 1/7
- **109** total vaccinations
 - **54** COVID-19 vaccinations
 - **55** Flu vaccinations

The flyer features logos for ICUC, WWRC, and El Sol at the top. The main text reads: "LET'S START THE YEAR OFF IN GOOD HEALTH! Let's get vaccinated!". Below this is an illustration of a woman with white hair wearing a blue face mask and a blue sleeveless top, with her right arm raised as if getting a vaccine. The date "01.07.24" is prominently displayed. A circular badge on the right says "GIFT CARDS FOR THOSE WHO GET VACCINATED, COURTESY OF EL SOL". At the bottom, the event location is "OUR LADY OF GUADALUPE CATHOLIC CHURCH- PARISH HALL, 1430 5TH ST, SAN BERNARDINO, CA 92411" and the time is "10:00 AM- 4:30 PM". A small note at the bottom left states "Children's doses will be available."

ICUC WWRC El Sol

LET'S START THE YEAR OFF IN GOOD HEALTH!

Let's get vaccinated!

01.07.24

FLU & COVID VACCINES

Children's doses will be available.

GIFT CARDS FOR THOSE WHO GET VACCINATED, COURTESY OF EL SOL

OUR LADY OF GUADALUPE CATHOLIC CHURCH- PARISH HALL
1430 5TH ST, SAN BERNARDINO, CA 92411

10:00 AM- 4:30 PM

Joint Mobile Vaccination Event Highlights (January)



San Bernardino County Superintendent of Schools

West End Education Center, DMCC, & DILC

- 1/5, 1/16, 1/18, & 1/19
- **31** total vaccinations
 - **23** COVID-19 vaccinations
 - **8** Flu vaccinations

Benjamin E. Jones Community Resource Center

H.E.L.P.E.R.S - Seccombe Lake

- 1/26
- **10** total vaccinations:
 - **5** COVID-19 vaccinations
 - **5** Flu vaccinations



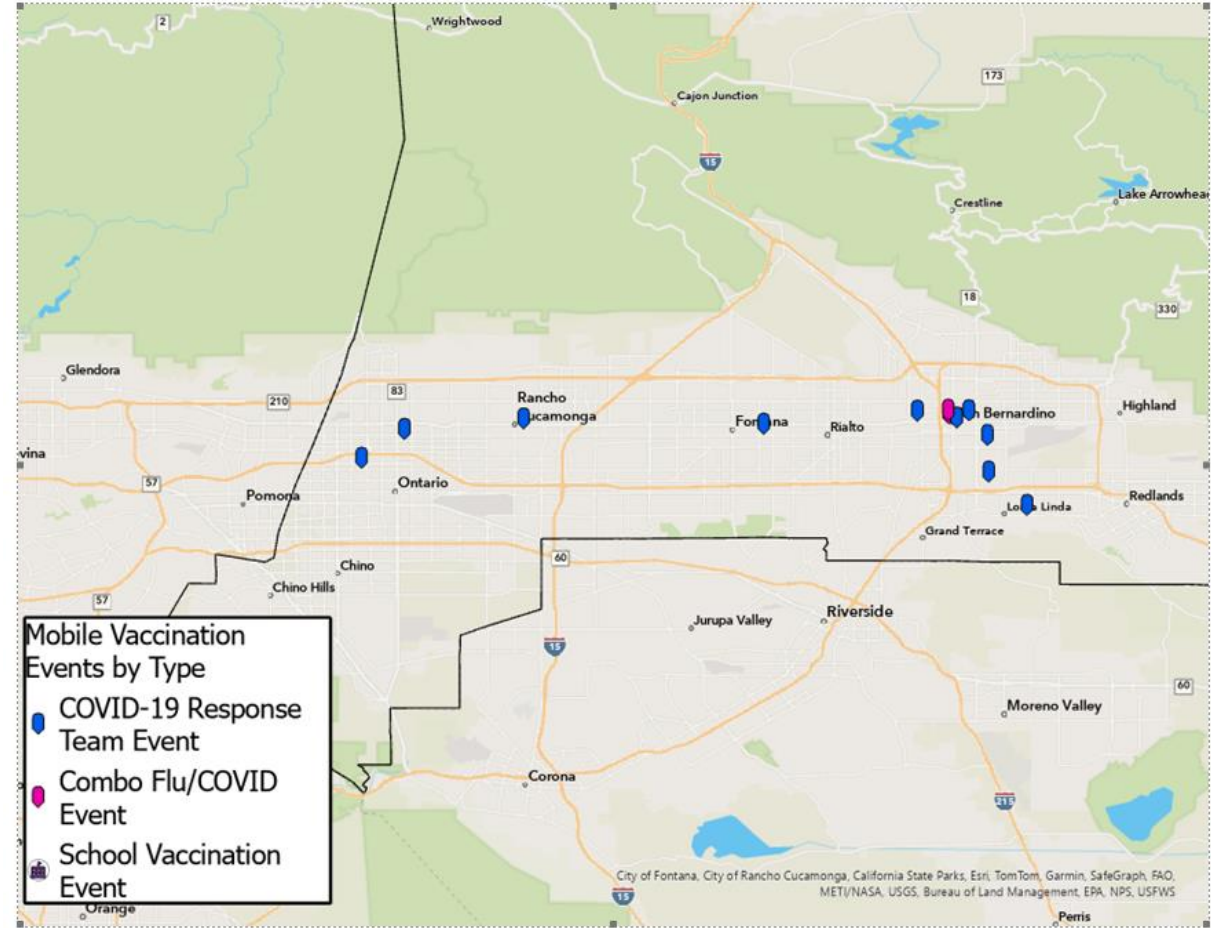
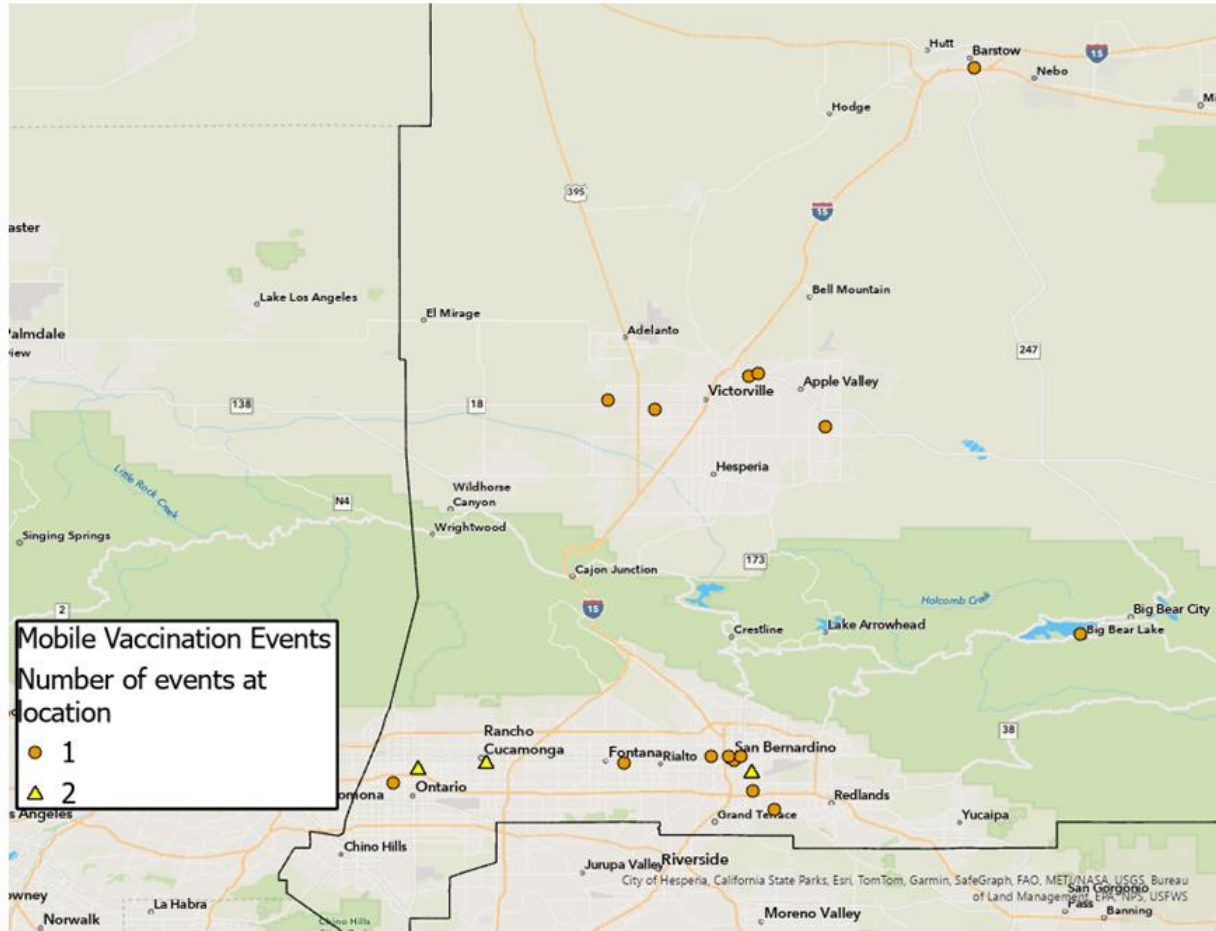
Consulado de Mexico en San Bernardino

Ventanilla de Salud (Health Window)

- 1/24
- **14** total vaccinations:
 - **7** COVID-19 vaccinations
 - **7** Flu vaccinations

Mapping Mobile COVID-19 Vaccine Events (January)

Visualizing Mobile COVID-19 Vaccine Events



**Is everyone who signed up for the
COVID-19 Vaccine Equity Newsletter
receiving the newsletter?**

Please email communityevents@dph.sbcounty.gov to be added to the distribution list.

Did you find the information useful?

- Resources
- Updates
- Guidance

Is there additional information you would like included in the newsletter?

Questions?



Next Meeting: March 6



Department of Public Health
Health Equity

Thank you!

NOT FOR REDISTRIBUTION OR MEDIA

www.SBCounty.gov