



Department of Public Health  
Health Equity

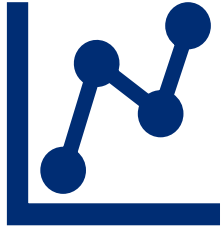
# COVID-19 Vaccine Equity Workgroup Meeting

*Welcome! Please introduce yourself in the chat.*

*May 1, 2024*

**NOT FOR REDISTRIBUTION OR MEDIA**

# Agenda



**Tracking COVID-19  
Cases and Vaccinations in  
San Bernardino County**



**Joint Mobile COVID-19  
Vaccine Event Success Stories**



**Discuss Workgroup Goals**



**Mapping Mobile COVID-19  
Vaccine Events (April)**



**Criteria for Successful  
COVID-19 Vaccination  
Events**



**Childhood Immunizations in  
San Bernardino County**

# **Tracking COVID-19 Cases and Vaccinations in San Bernardino County**

*(January - April)*

# COVID-19 Case and Hospitalization Data

- **COVID-19 Testing:**
  - *Positivity Rate: 2.4%*

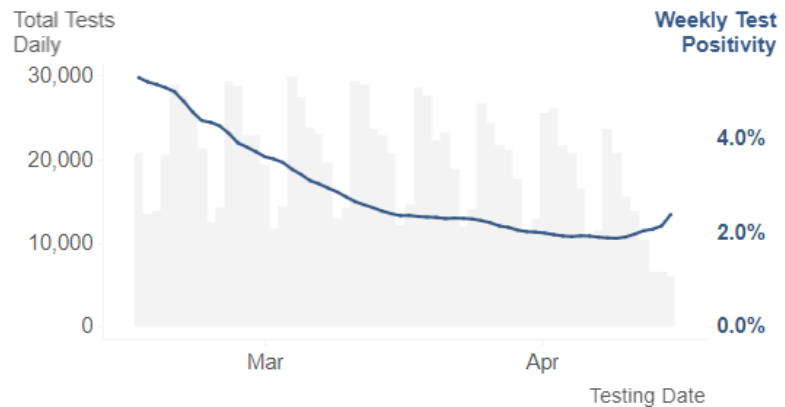
COVID Test Positivity in California

Select Date Range

60-Day

Respiratory Virus Season

**2.4%** Test Positivity (Most Recent 7-Day Rate)  
0.5% Increase From 7 Days Prior



- **Hospitalizations:**
  - *~545 hospitalizations (week of April 15, 2024)*

Select Metric

ICU Patients

Hosp. Admissions

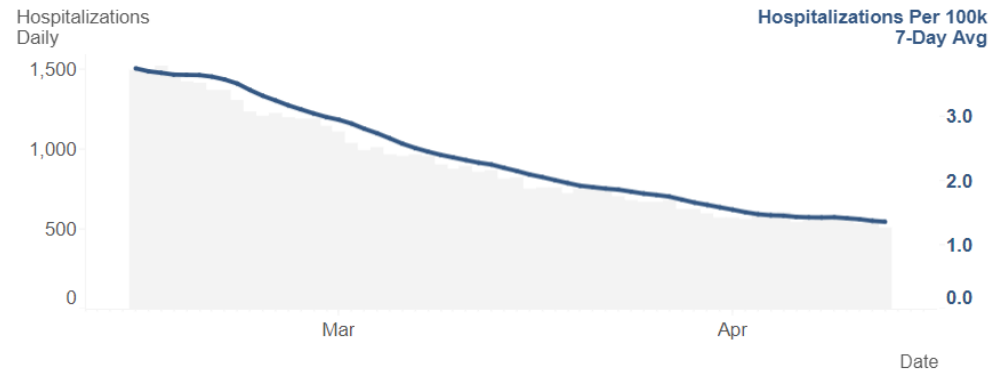
Hospitalizations

Select Date Range

60-Day

Respiratory Virus Season

**545.29** COVID-19 Hospitalizations (Most Recent 7-Day Average)  
**1.359** COVID-19 Hospitalizations Per 100k (Most Recent 7-Day Average)  
**-30.29** Hospitalizations from Prior 7 Days (-5.3%)



*Data from January 2024 – April 15, 2024*

Source: [Tracking COVID-19 in California - Coronavirus COVID-19 Response](#) (Updated April 15, 2024)

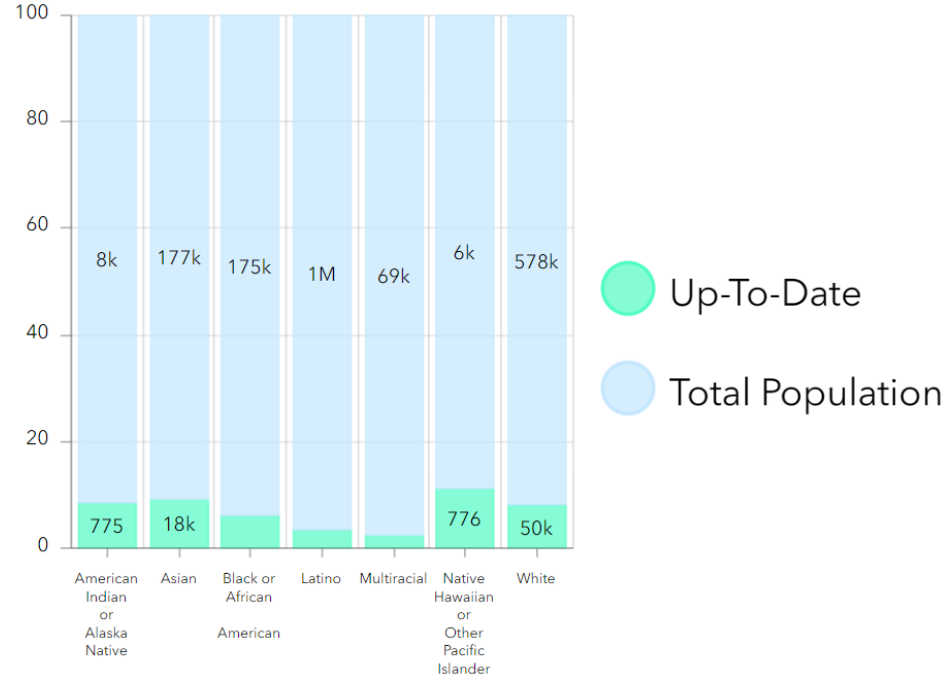
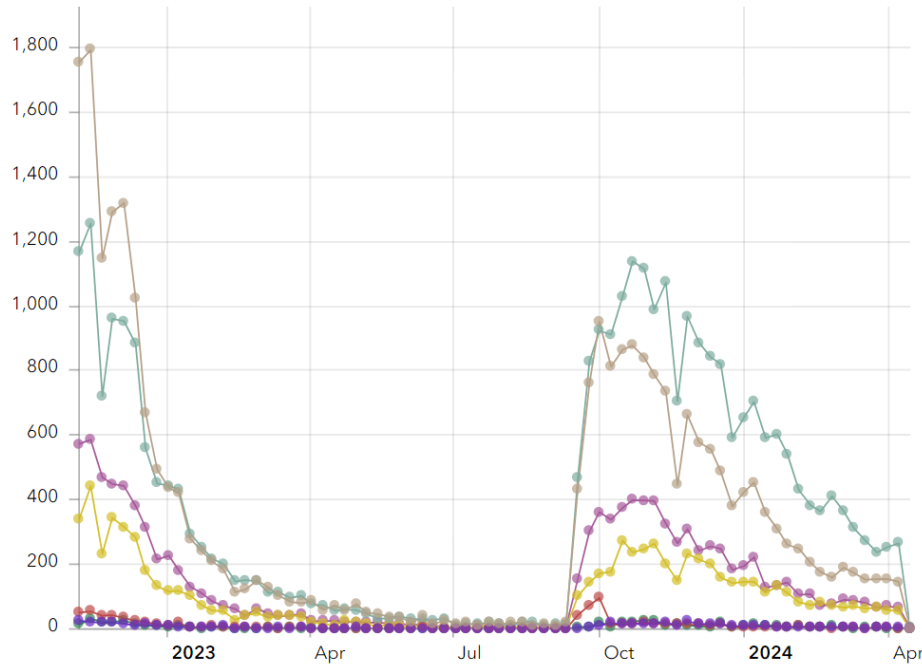
**DISCLAIMER:** The California Department of Public Health (CDPH) no longer requires persons to report their COVID-19 positive status.

# County Vaccination Data by Race/Ethnicity

## Percent of Residents Up-To-Date by Race and Ethnicity

AIAN 9.2%	Asian 10.2%	Black 6.4%	Latino 3.5%	Multiracial 2.3%	NHPI 12.5%	White 8.7%
--------------	----------------	---------------	----------------	---------------------	---------------	---------------

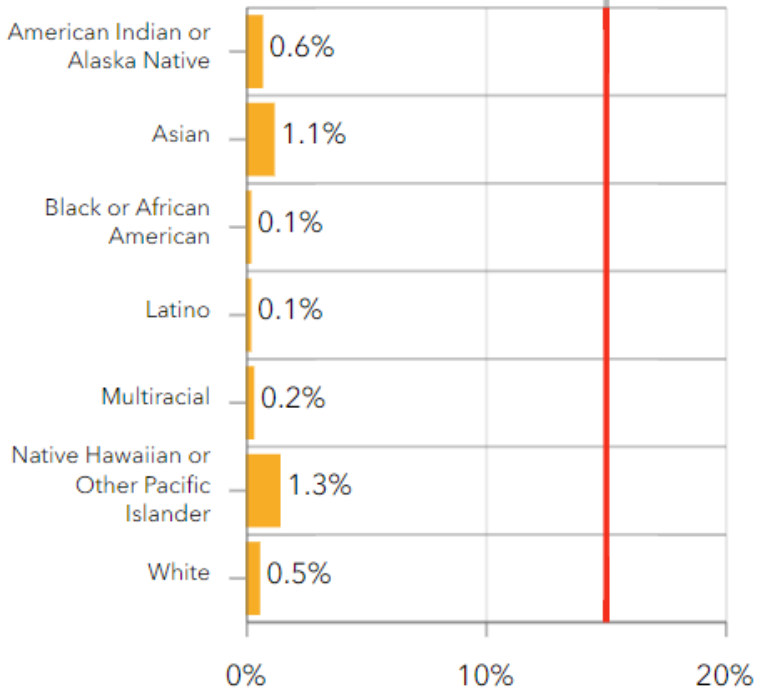
## Moving Weekly Count by Race/Ethnicity Cumulative Counts by Race/Ethnicity



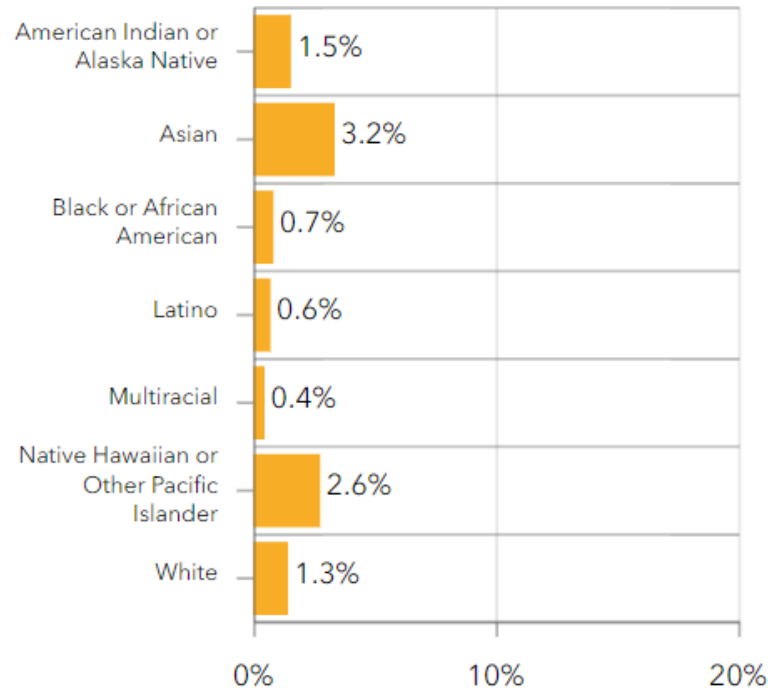
# County Vaccination Data by Age and Race/Ethnicity

## 6M to 4Yo

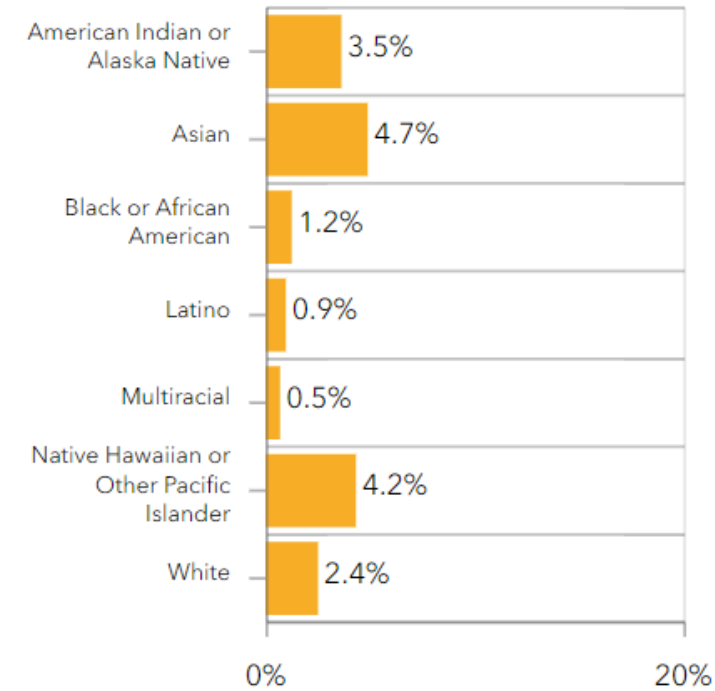
Goal 15% Up-to-Date by 6/20



## 5Yo to 11Yo

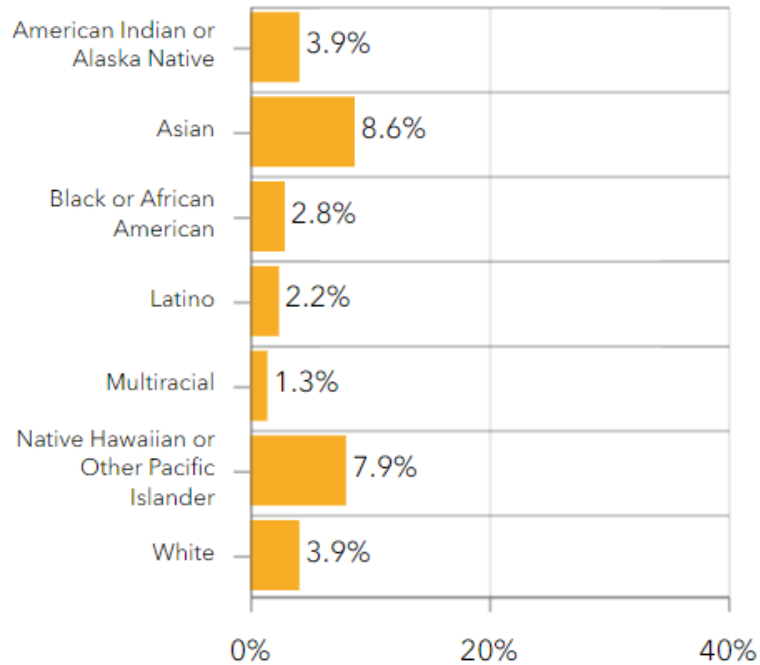


## 12Yo to 17Yo

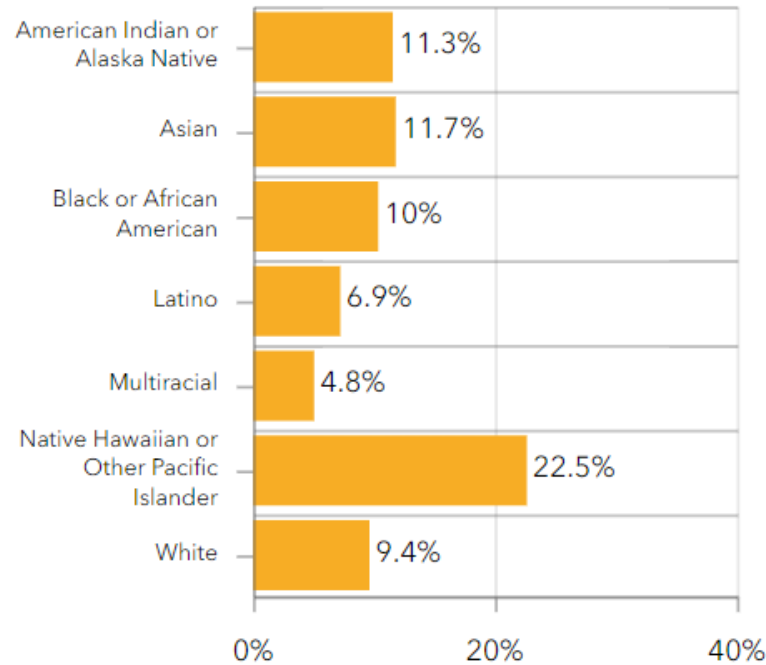


# County Vaccination Data by Age and Race/Ethnicity

## 18Yo to 49Yo

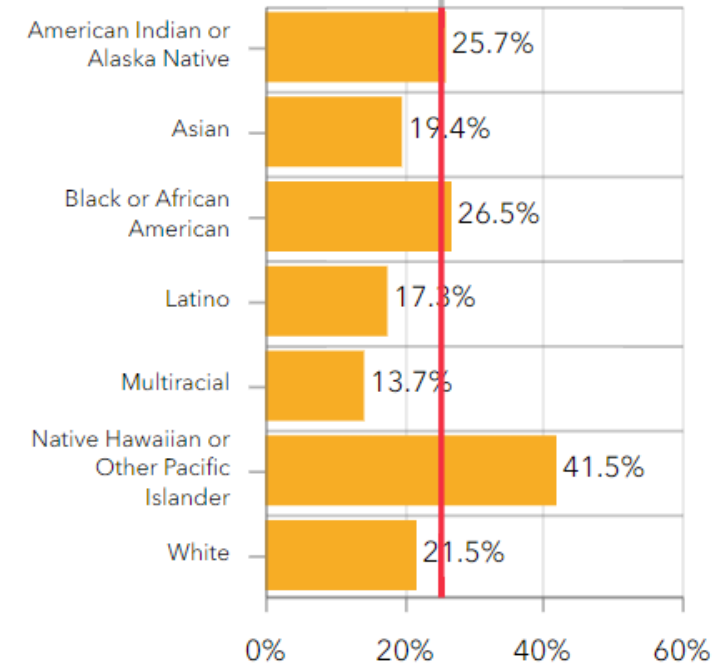


## 50Yo to 64Yo



## 65Yo+

Goal 25% Up-to-Date by 6/2024



# Vaccination Goals Progress

## *% of Updated Vaccine Recipients*

Children 0-5	January	3/15/2024	4/19/2024	Goal
	0.2%	0.3%	0.4%	15%

Adults 65+	January	3/15/2024	4/19/2024	Goal
	21.3%	24.8%	25.6%	25%



# **Discuss Workgroup Goals**

# Current Workgroup Goals

By June 2024, **25% of SBC residents >65 years old will be vaccinated**, and there will be **less than 3% difference in vaccination rates** among racial and ethnic groups.

By June 2024, **15% of children 6 months to 5 years old will be vaccinated**, and there will be less than **3% difference in vaccination rates** among racial and ethnic groups.

# Discuss S.M.A.R.T.I.E. Workgroup Goals

Specific

**S**

Measurable

**M**

Attainable

**A**

Relevant

**R**

Time-Bound

**T**

Inclusive

**I**

Equitable

**E**

**Who, what, where, when, which, and why** are *clear and easily understood*.

**Quantifiable:** Progress can be **tracked** over time.

Goal is **realistically able to be completed** as written.

Goal is **important** and **relevant** to our work.

Clear **start** and **end dates** to complete work.

**Includes** those affected in the process and positions of power.

**Addresses** issues of *fairness* or *justice* by the current process or system.

# Review S.M.A.R.T.I.E. Workgroup Goals

<b>Specific:</b>	<ul style="list-style-type: none"><li>• By age<ul style="list-style-type: none"><li>• Children 6 mo. – 5 yo</li><li>• Seniors 65+</li></ul></li><li>• By racial/ ethnic groups</li></ul>
<b>Measurable:</b>	<ul style="list-style-type: none"><li>• Percent of vaccination by age<ul style="list-style-type: none"><li>• 15% - Children 6 mo. – 5 yo</li><li>• 25% - Seniors 65+</li></ul></li><li>• Percent of vaccination by age racial/ ethnic groups</li></ul>
<b>Attainable:</b>	<ul style="list-style-type: none"><li>• Need adjustments to be attainable</li></ul>
<b>Relevant:</b>	<ul style="list-style-type: none"><li>• Yes, achieving vaccination goals ensures equal access to life-saving preventive measures, irrespective of socio-economic status, thereby reducing health disparities and promoting overall well-being.</li></ul>
<b>Timebound:</b>	<ul style="list-style-type: none"><li>• ~1 year ( September 2023-2024)</li></ul>
<b>Inclusive:</b>	<ul style="list-style-type: none"><li>• San Bernardino County residents</li></ul>
<b>Equitable:</b>	<ul style="list-style-type: none"><li>• Providing COVID-19 vaccines to the community is health equity because it ensures fair and just access to preventive measures, irrespective of socio-economic status or other determinants, thus promoting equal opportunities for good health.</li></ul>

# **Criteria for Successful COVID-19 Vaccination Events**

# What Makes a Successful Vaccination Event?

## Let's consider combinations of the following:

- ✓ **Ten or more people vaccinated for COVID-19**
- ✓ **First time hosting an event**
- ✓ **Team returning to an area and getting more vaccinations**
- ✓ **The community actively participates in discussions about COVID-19 vaccines**
- ✓ **Community members starting to consider getting vaccinated when previously disinterested**

# **Joint Mobile COVID-19 Vaccine Event Success Stories**

# Vaccine Event Success Story

## Roman Catholic Diocese of San Bernardino County

*Our Lady of Guadalupe Health  
Fair*

San Bernardino, 92410

- 04/21/2024
- **17** COVID-19 vaccinations





# Joint Mobile Vaccination Event Highlights (April)



## DCSS (Department of Child Support Services) - Loma Linda

*Loma Linda, 92354*

- 4/20/2024
- 4 COVID-19 vaccinations

## Sierra High School and ICEC Spring Health Fair

*San Bernardino, 92410*

- 4/3/2024
- 5 COVID-19 vaccinations



## Huerta del Valle Community Health

*Ontario, 91761*

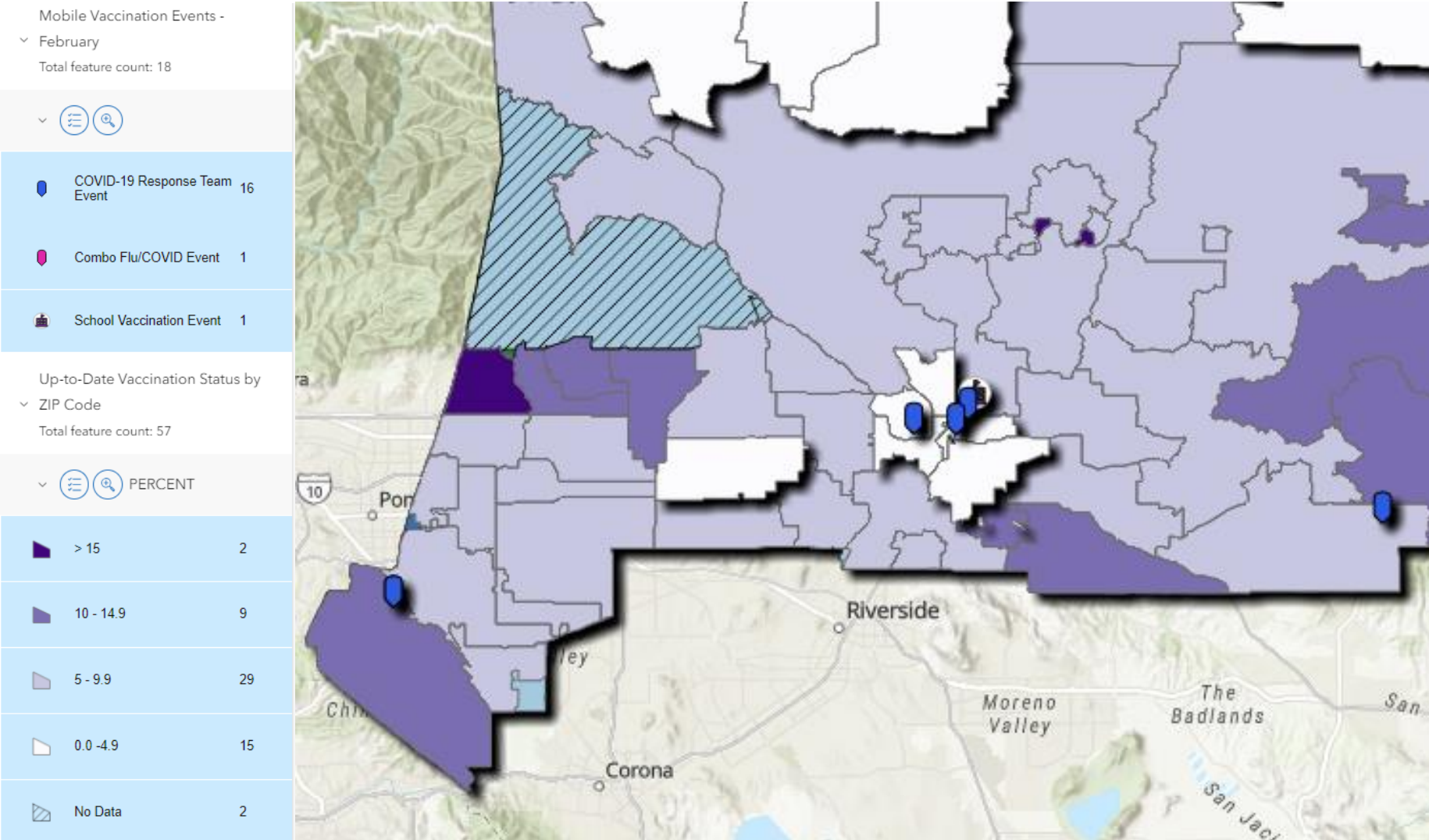
- 4/10/2024
- 4 COVID-19 vaccinations

**Have a COVID-19 vaccination event you would like to highlight? Let us know!**

**Email: [EquityInAction@dph.sbcounty.gov](mailto:EquityInAction@dph.sbcounty.gov)**

# **Mapping Mobile COVID-19 Vaccine Events (April)**

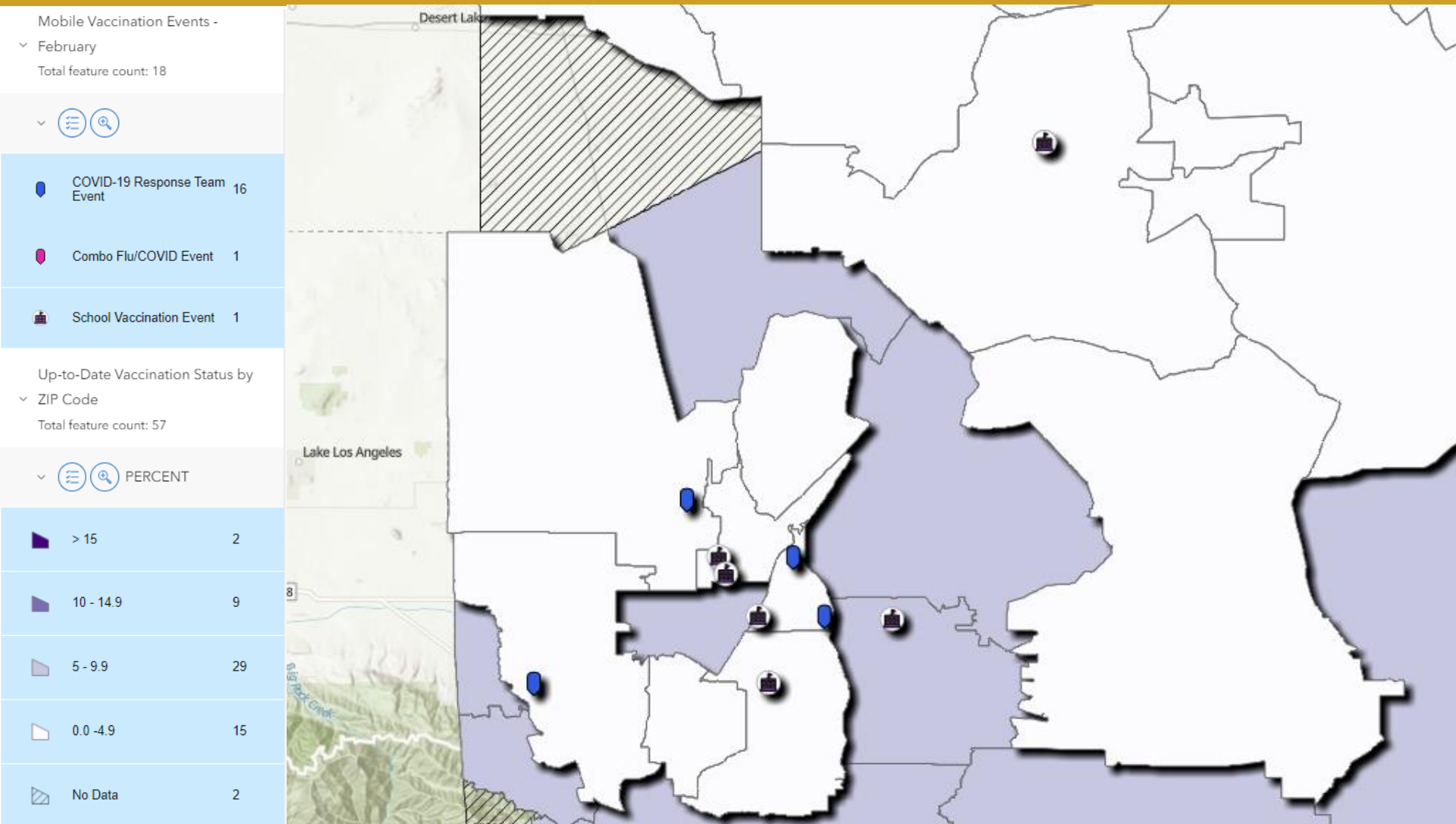
# Visualizing Mobile COVID-19 Vaccine Events



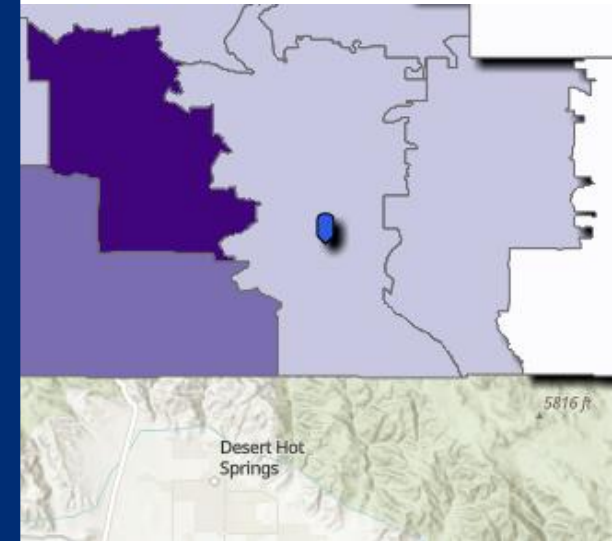
**San Bernardino  
City and  
West End Areas**



# Visualizing Mobile COVID-19 Vaccine Events



## Low Desert Areas



## High Desert Areas

# **Childhood Immunizations in San Bernardino County**

# Childhood Immunizations

- **Up-to-Date Rates have fallen since the start of the COVID-19 pandemic**

- Study from the American Medical Association (September 2020)
  - 7 months old:
    - 81% (2019) -> 74% (2020)
  - 18 months old
    - 61% (2019) -> 57% (2020)
- Why?
  - Lockdowns
    - "Delay nonurgent medical care"
  - Fear of healthcare visits

- **Why are childhood immunizations important?**

- Long-term immunity for many diseases
- Reduces transmission of infections
- Necessary for most school settings



# Statewide Snapshot

## California Department of Public Health (CDPH)

Let's Get Healthy California 2022

Target

80.0%

*(of children ages 19-35 months)*

Baseline (2010)

54.1%

*(of children ages 19-35 months)*

Latest Data (2017)

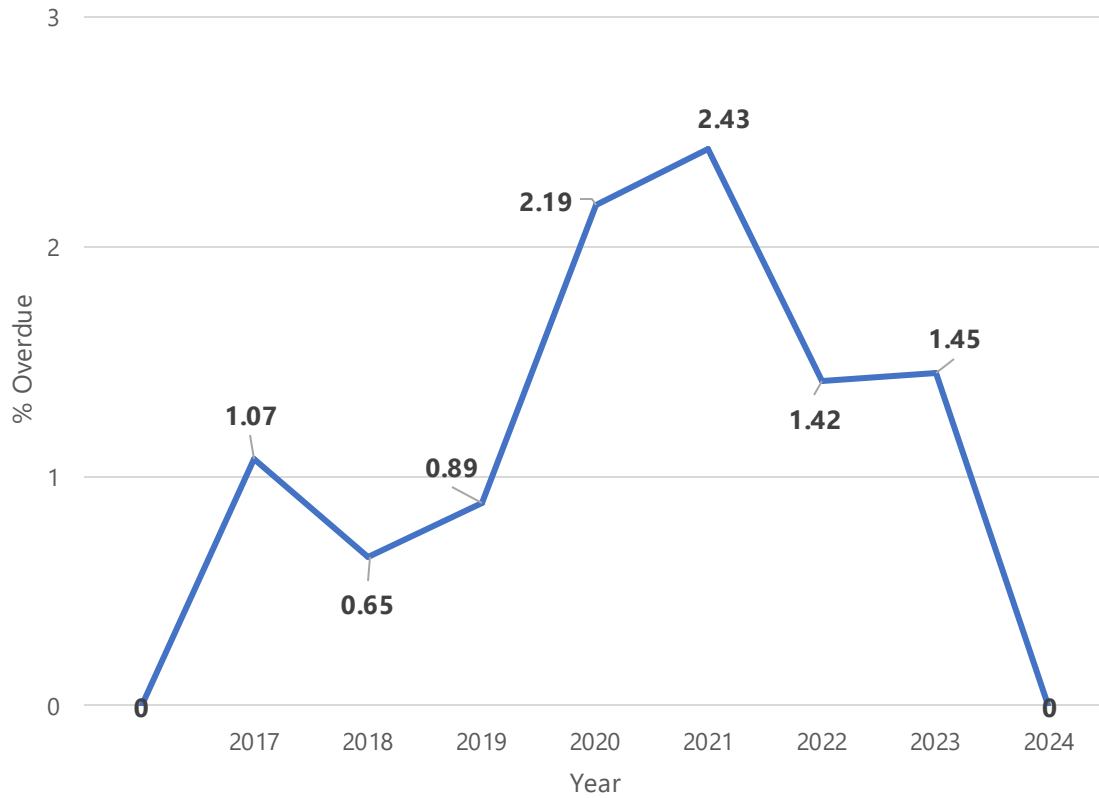
68.17%

*(of children ages 19-35 months)*

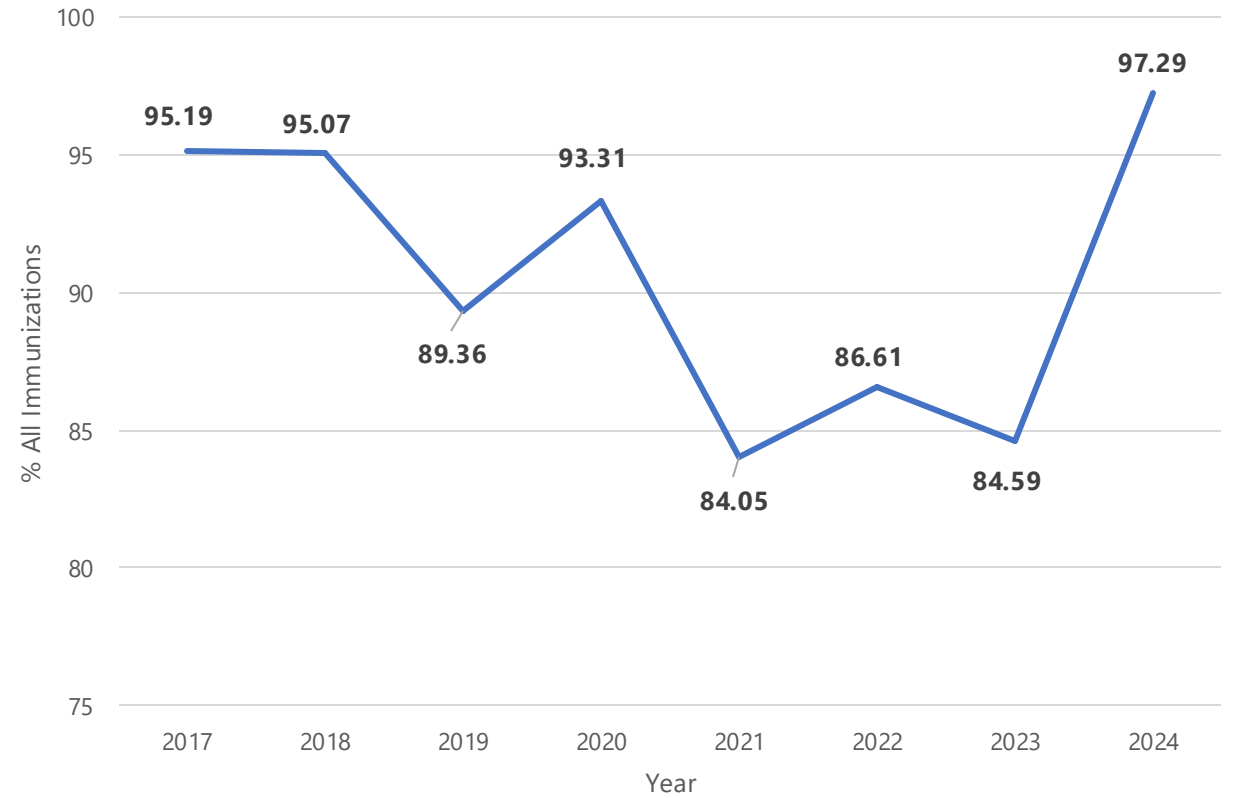


# Overall Childhood Immunizations

### Average % of Overdue Immunizations in Childcare by Year

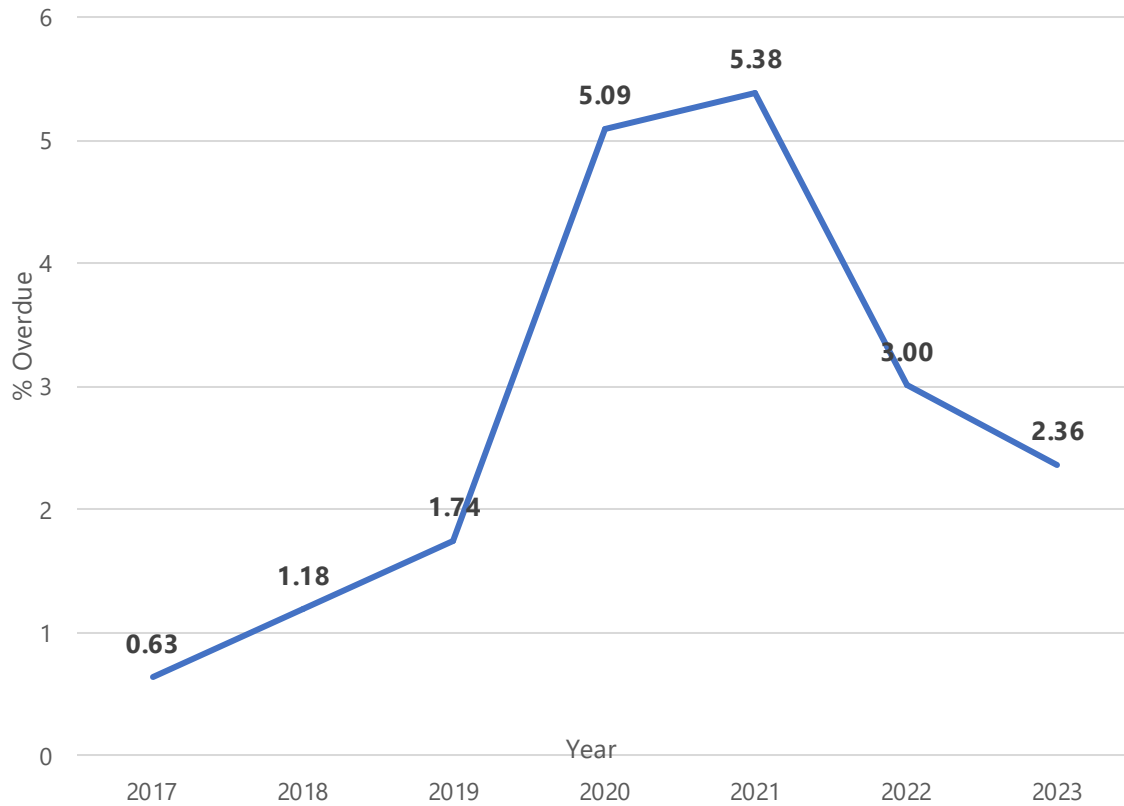


### Average % of All Immunizations in Childcare by Year

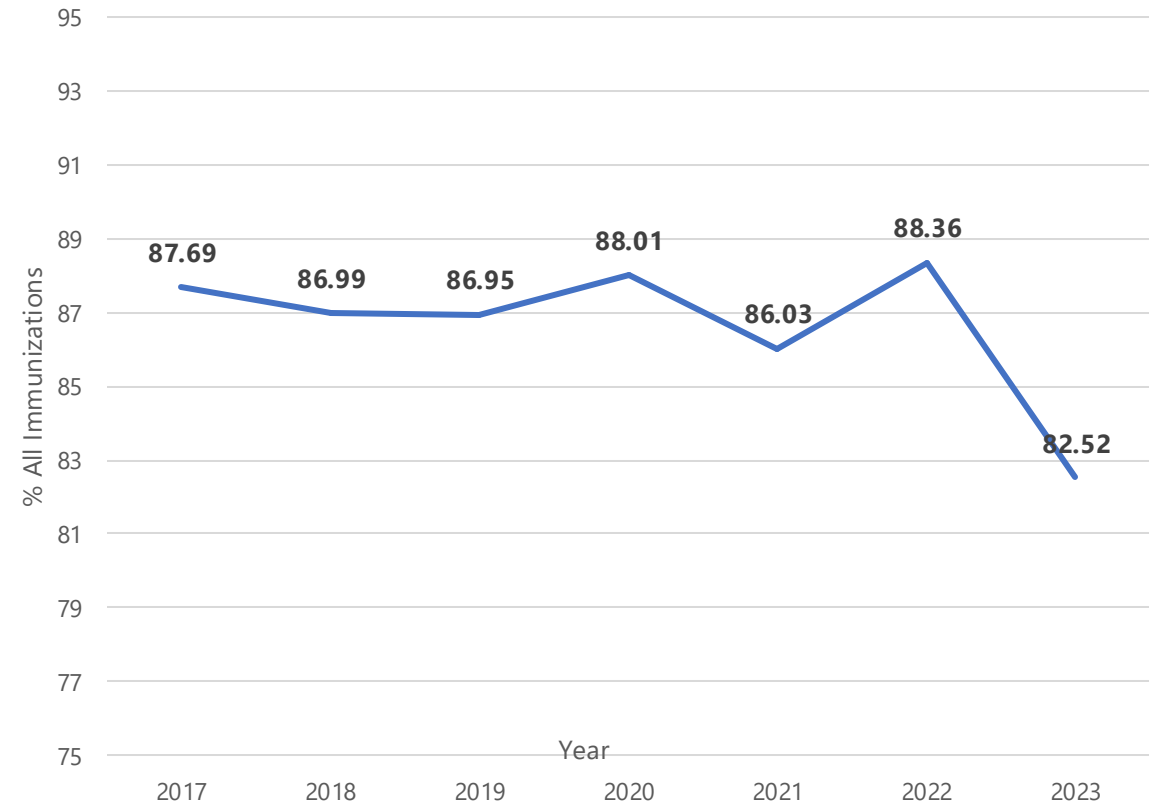


# Kindergarten Immunizations

## Average % of Overdue Immunizations in Kindergarten by Year

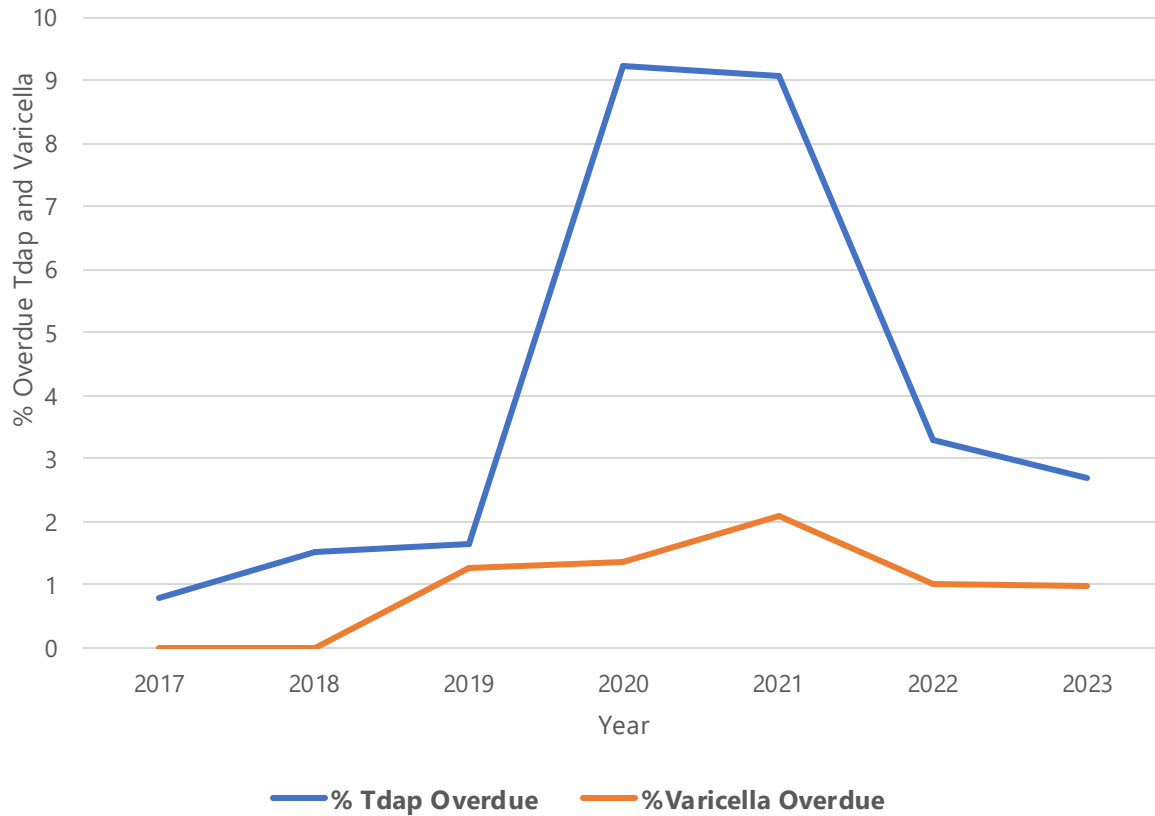


## Average % of All Immunizations in Kindergarten by Year

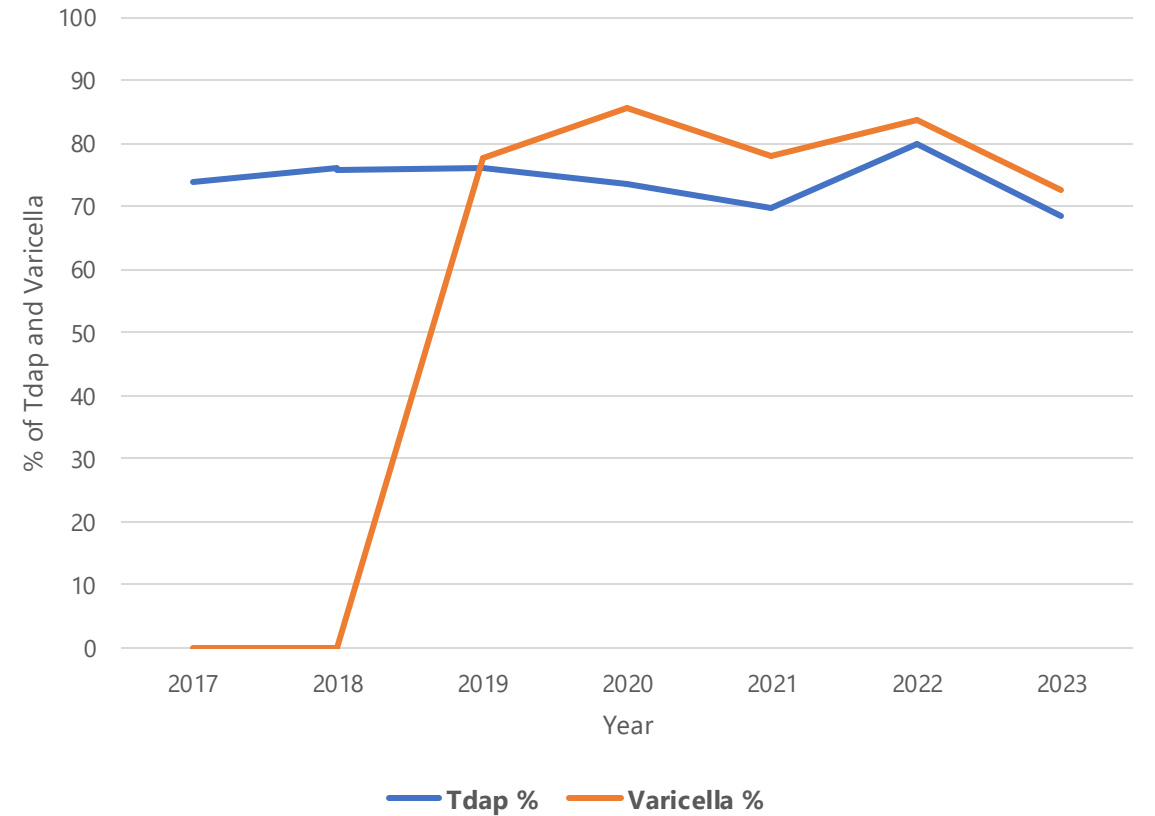


# Tdap and Varicella Immunizations

### Average % Overdue of Tdap and Varicella in 7th Grade by Year

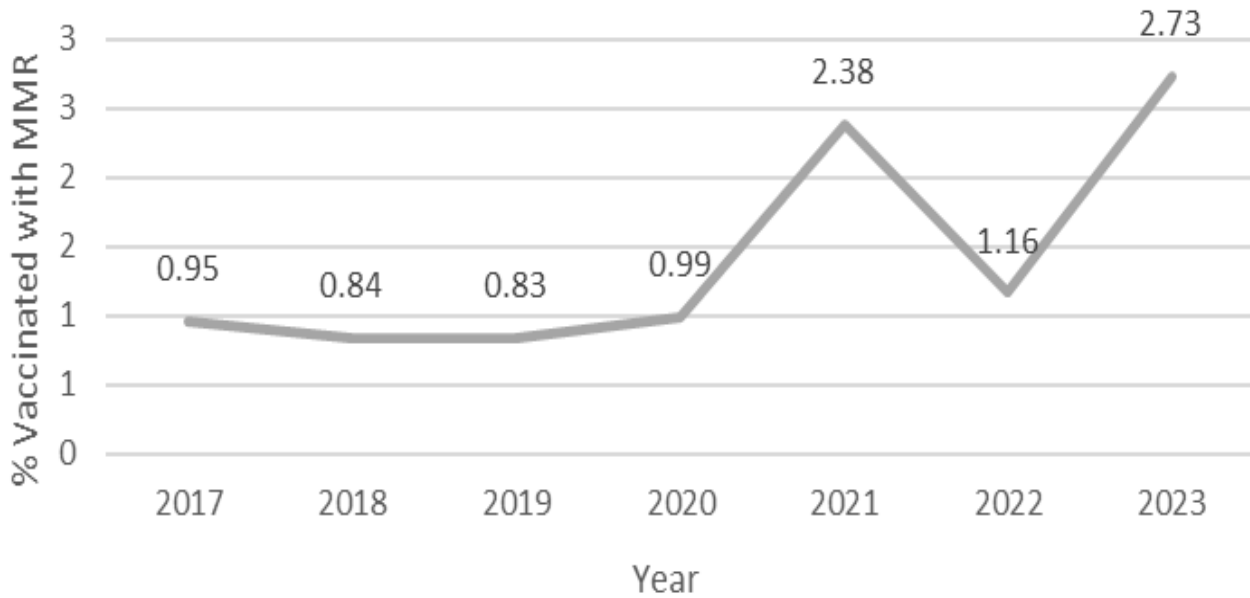


### Average % of Tdap and Varicella in 7th Grade by Year

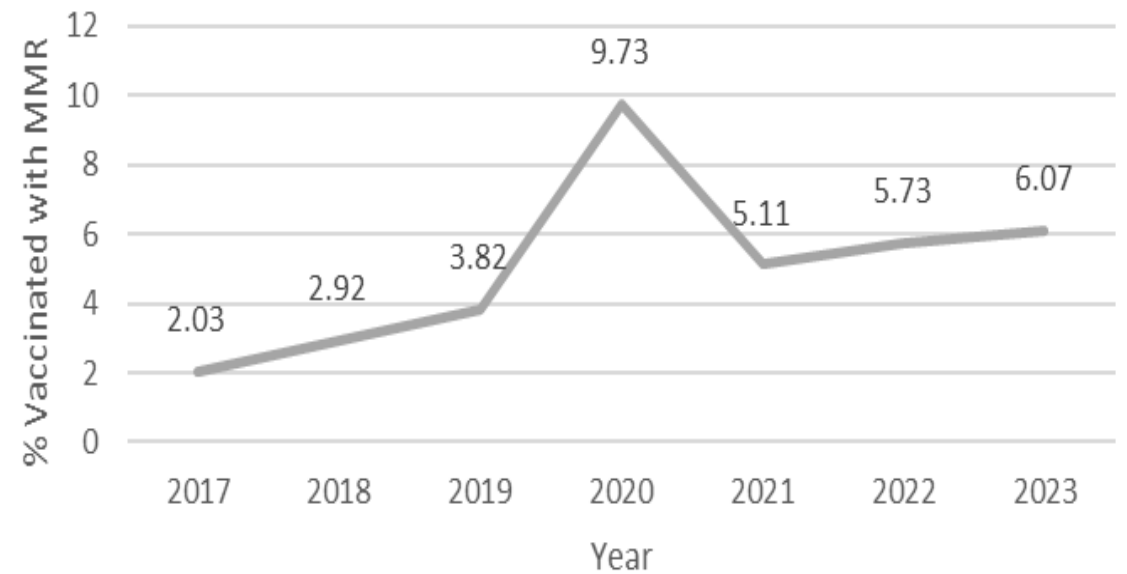


# MMR Immunizations

### % of Childcare Students Vaccinated with MMR by Year



### % of Kindergarten Students Vaccinated with MMR by Year



# **Reminder About Future Workgroup Meetings**

# Reminder

**Microsoft Teams meeting invite  
will be sent to the workgroup from:**

**[EquityInAction@dph.sbcounty.gov](mailto:EquityInAction@dph.sbcounty.gov)**

# Poll Results!

# Questions?





**Next Meeting: June 5**



Department of Public Health  
Health Equity

# Thank you!

**NOT FOR REDISTRIBUTION OR MEDIA**

[www.SBCounty.gov](http://www.SBCounty.gov)