


Maternal, Child, and Adolescent Health (MCAH) Needs Assessment Survey Results and Focus Group Findings



Seeking to improve health outcomes of the County's reproductive age women, infants, children, adolescents and their families





TODAY'S AGENDA

Time	Activity	Presenter
2:00 p.m.	Introductions	Monique Amis Chief, Community & Family Health Division
2:10 p.m.	MCAH Needs Assessment Survey Results	David Pratt MCAH Lead Epidemiologist
3:10 p.m.	MCAH Needs Assessment Focus Group Findings	Dr. Silvia Caswell Preventive Medicine & Public Health Physician
3:45 p.m.	Call to Action	Monique Amis Chief, Community & Family Health Division



Title V MCH Needs Assessment

Survey Results

Between **October 2023** and **March 2024**, MCAH indicators were presented to public health stakeholders to prioritize need categories for the following domains:

- 1) Women/maternal health
- 2) Perinatal/infant health
- 3) Child Health
- 4) Adolescent Health
- 5) Children and Youth with Special Healthcare Needs (CYSHCN)

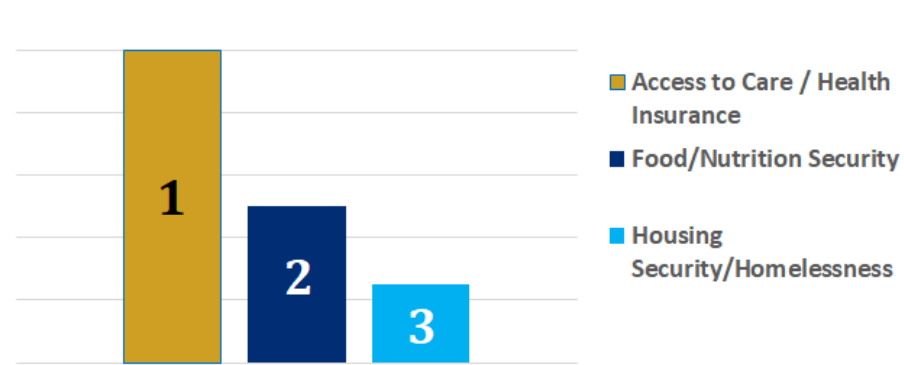
This presentation summarizes survey responses from **61 participants** to prioritize the top 3 priority need categories and priority indicators identified for each domain.

Domain: Women / Maternal Health



Top 3 Priority Need Categories

- 1) Access to care / Health insurance
- 2) Food / Nutrition security
- 3) Housing security / Homelessness



Top Priority Indicators

1) Adequate prenatal care

Indicator	State	County	HP 2030 Target	County Trend
Adequate Prenatal Care (2019-2021)	75.1%	67.9%	80.5%	↓

2) Homeless or did not have a regular place to sleep during pregnancy

Indicator	State	County	County Trend
Homeless or did not have a regular place to sleep during pregnancy (2016-2018)	3.4%	5.8%	→

Supplementary:

Indicator	State	County	County Trend
Received CalFresh (food stamps) during pregnancy (2016-2018)	22.5%	30.3%	→

Source: California Department of Public Health, Center for Family Health, Maternal, Child and Adolescent Health Division, Online Dashboards, Last Modified June 2023. go.cdph.ca.gov/

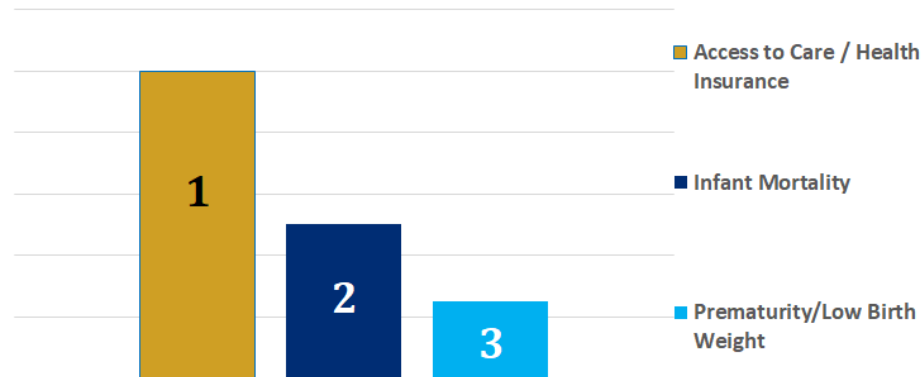
MIHA Data Snapshots, California Counties: Health Indicators from the 2016-2018 Maternal and Infant Health Assessment (MIHA) Survey. Sacramento: California Department of Public Health, Maternal, Child and Adolescent Health Division; 2022.
Health Care Access and Information (HCAI), formerly Office of Statewide Health Planning and Development (OSHPD)

Domain: Perinatal / Infant Health



Top 3 Priority Need Categories

- 1) Access to care / Health insurance
- 2) Infant mortality
- 3) Prematurity / Low birthweight



Top Priority Indicators

1) Infant mortality

Indicator	State	County	County Trend
Infant Mortality Rate (2018-2020)	4.16	5.65	↓

2) Preterm birth

Indicator	State	County	Healthy People 2030 Target	County Trend
Preterm Birth Rate (2019-2021)	8.95%	9.87%	9.40%	↑

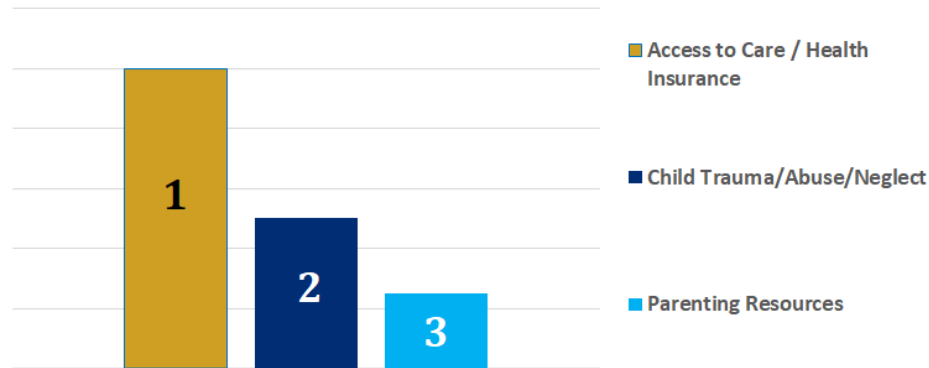
3) Admissions with any substance-affected diagnosis for infants age less than 1 year

Indicator	State	County	County Trend
Admissions with any substance-affected diagnosis for infants age less than 1 year per 1,000 hospital births (2019)	38.3	49.2	→



Top 3 Priority Need Categories

- 1) Access to care / Health insurance
- 2) Child trauma / Abuse / Neglect
- 3) Parenting resources



Top Priority Indicators

1) Children in foster care

Indicator	State	County	Trend
Children in Foster Care (Rate per 1,000) (2020)	5.3	9.6	

2) Children in Poverty

Indicator	State	County	Trend
Children in Poverty (2021)	16.2%	19.7%	

3) Sustained cases of child abuse and neglect

Indicator	State	County	Trend
Substantiated Cases of Child Abuse and Neglect (per 1,000) (2020)	6.8	8.1	

Supplementary:

Indicator	State	County
% (1-14 years of age) Utilization of Dental Services 1 year: One dental service or safety net clinic dental encounter (2021)	47.7%	44.5%

Source: Medi-Cal Managed Care External Quality Review Technical Report, Volume 3, Quality Population Health Management California Department of Health Care Services, April 2023

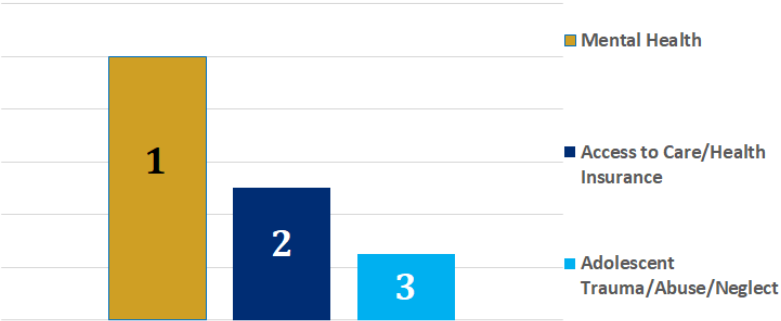
1) California Department of Public Health, Center for Family Health, Maternal, Child and Adolescent Health Division, Online Dashboards, Last Modified June 2023. go.cdph.ca.gov/

2) Small Area Health Insurance Estimates (SAHIE). <https://www.census.gov/data/datasets.html>

3) California Child Welfare Indicators Project, available online: <https://ccwip.berkeley.edu/childwelfare/reports/Allegation/MTSG/r/ab636/s>.

Top 3 Priority Need Categories

- 1) **Mental health**
- 2) **Access to care / health insurance**
- 3) **Adolescent trauma / abuse / neglect**



Top Priority Indicators

1) Percentage of discharges for children hospitalized for treatment of mental illness or intentional self harm who had a follow-up visit with a mental health providers within 7 days of discharge

Indicator	State	County
Percentage of discharges for children hospitalized for treatment of mental illness or intentional self harm and who had a follow-up visit with a mental health provider within 7 days of discharge (Ages 6-17) (2020-2021)	58.8%	<50% (Below 50%)

2) Children living in low-income working families

Indicator	State	County	Trend
Children Living in Low-Income Working Families (2019)	23.5%	28.6%	

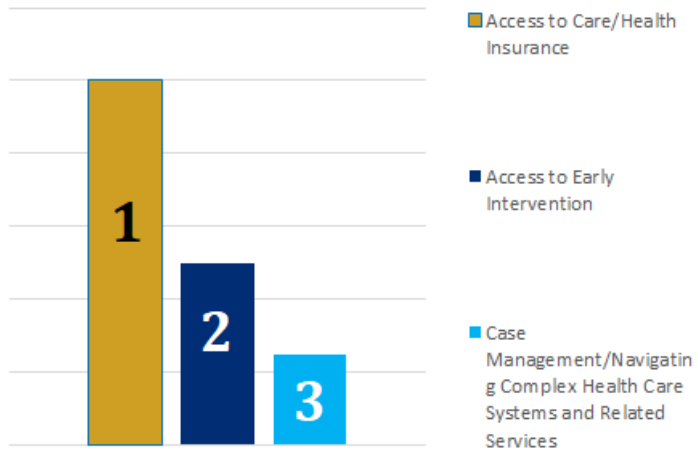
3) Leading causes of death caused by injuries (ages 15-19)

Cause of Death	State (rate per 100,000)	County (rate per 100,000)
Unintentional - Poisoning	10.0	13.4
Unintentional – Motor Vehicle / Traffic- Unspecified	5.0	8.1
Suicide/Self-Inflicted	6.2	6.4
Homicide/Assault	7.7	6.4
Unintentional – Motor Vehicle / Traffic- Occupant	2.7	2.9



Top 3 Priority Need Categories

- 1) **Access to Care/Health Insurance**
- 2) **Access to Early Intervention**
- 3) **Case Management/Navigating Complex Health Care Systems and Related Services**




Top Priority Indicators

1) Children with one of more major disabilities without health insurance

Indicator	State	County	County Trend
Children with One or More Major Disabilities without Health Insurance	3.2%	5.9%	↑

2) Children with Major Disabilities

Indicator	State	County	County Trend
Children with Major Disabilities	3.3%	4.1%	↑



Call to Action: Next Steps

Maternal, Child Health, and Adolescent Health

1. Share your contact information.
2. Share your mission aligned goals, objectives, and activities.
3. Participate our community forums:
 1. MCAH/FIMR Community Action Team
 2. Community Advisory Boards
 1. Black Infant Health/
Perinatal Equity Initiative
 2. California Home Visiting





Thank You!



Monique Amis
Chief, Community & Family Health Division
Monique.Amis@dph.sbcounty.gov

Dr. Silvia Caswell
Preventive Medicine & Public Health Physician
Silvia.Caswell@dph.sbcounty.gov

Samantha Colquitt
Epidemiologist
Samantha.Colquitt@dph.sbcounty.gov

Stewart Hunter
Program Manager, Family Health Services
SHunter@dph.sbcounty.gov

David Pratt
Epidemiologist
David.Pratt@dph.sbcounty.gov

